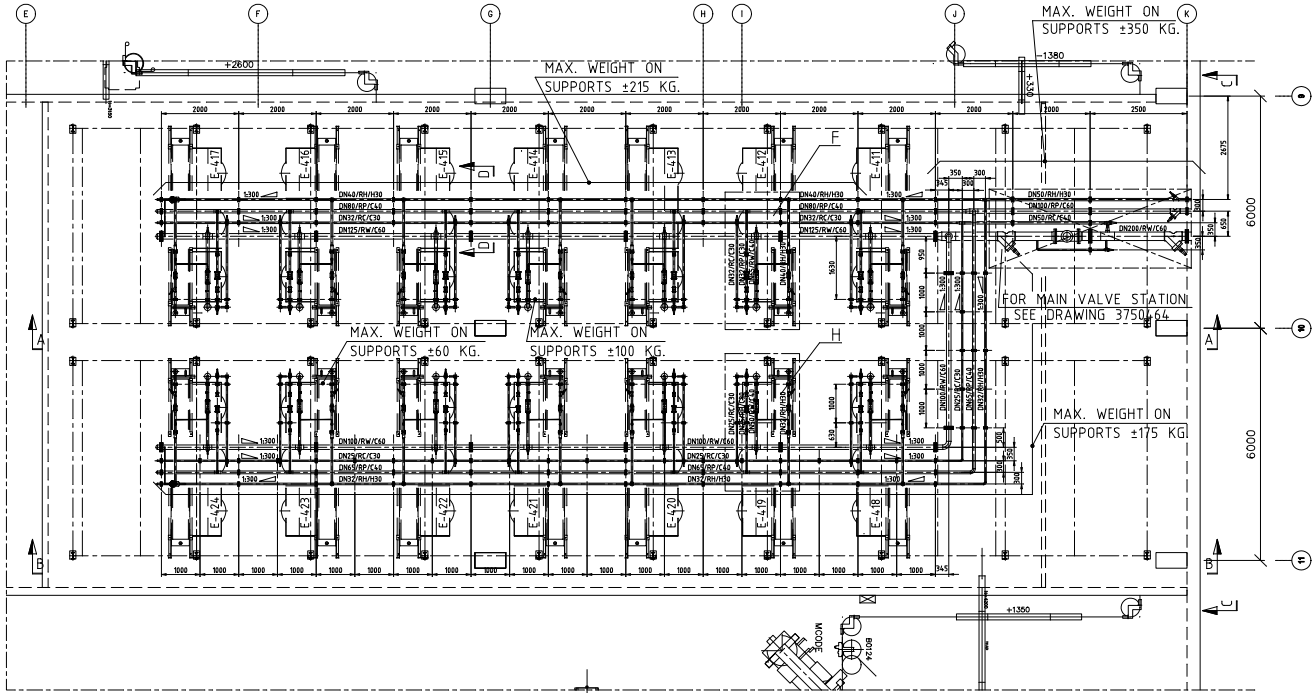

TOP VIEW ON TOP OF COOLING TUNNEL (PIPING)

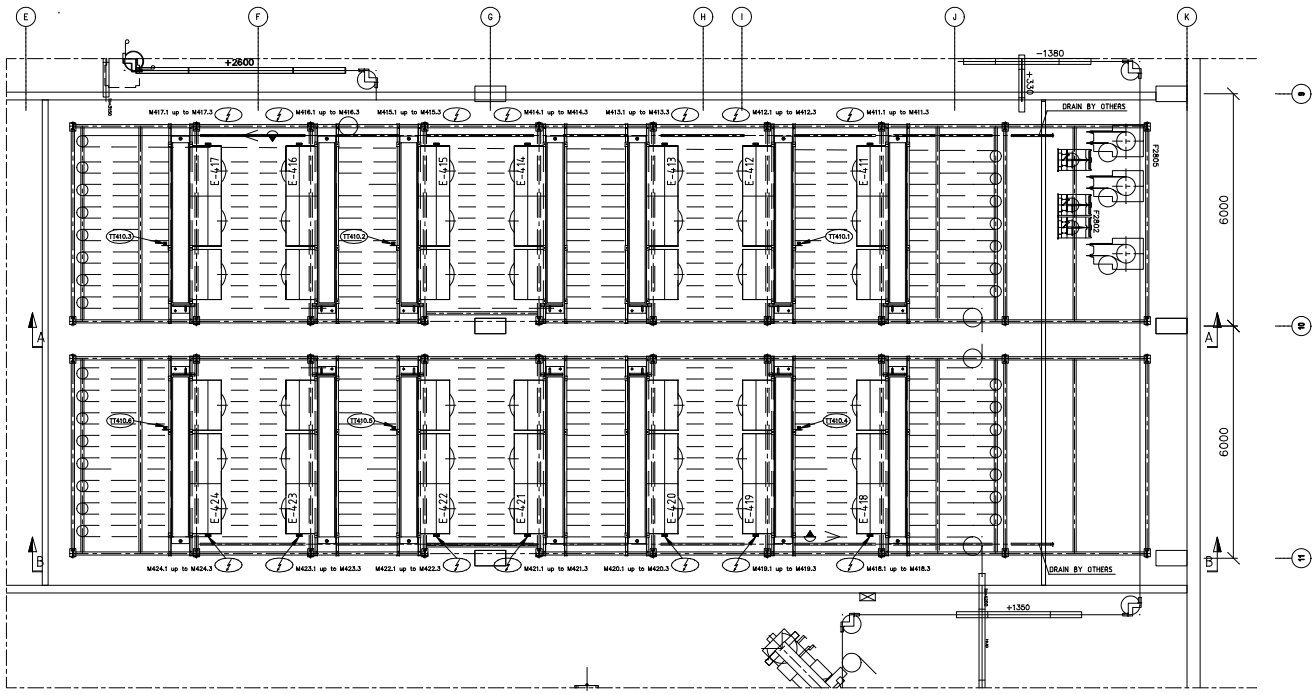

TOP VIEW COOLING TUNNEL (EVAPORATORS)

SECTION D-D (1:10)

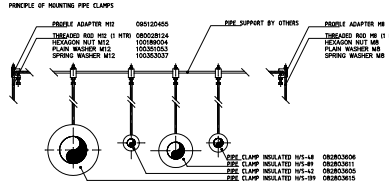

DETAIL F (1:25)

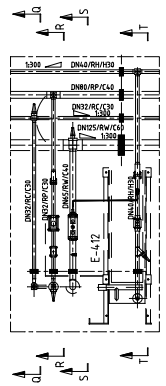

DETAIL H (1:25)

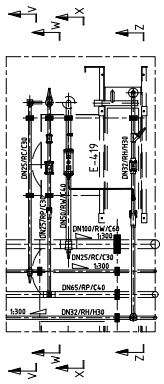

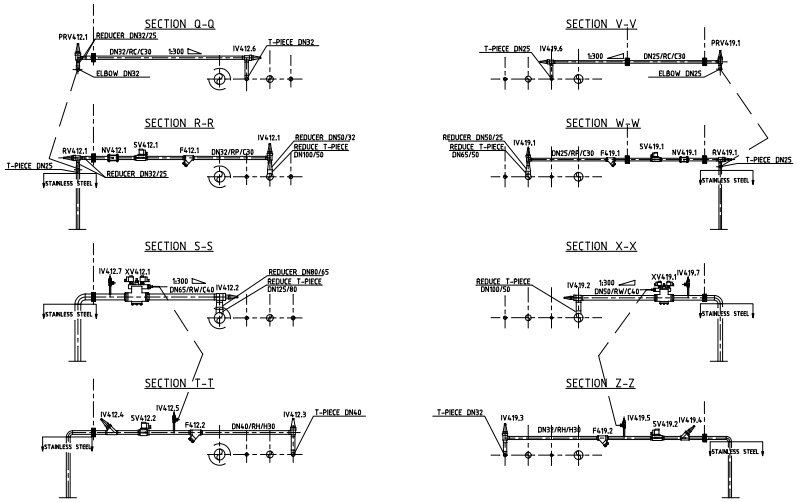

NOTE:
- FOR FLOW DIAGRAM COOLING TUNNEL SEE DRAWING 3739872
- ALSO SEE DRAWING 3725951
- ALSO SEE DRAWING 3750209

QUOTATION- / ORDERNO. 403169	CUSTOMERNO. 17627	VOLTAGE 230V 3PH 50Hz	
CUSTOMER LISCO	COUNTRY RUSSIA	REF NO.	
LAYOUT DRAWING COOLING TUNNEL		THIRD ANGLE PROJ.	ALL DIMENSIONS SPECIFIED IN MM. DRAWING AND MANUFACTURE ACCORDING STORK PMT NORM
BROILER 9000 p/h PARENTST p/h		A0 SCALE 1:50	DATE 13.06.07
STORK Stork PMT B.V. Boompjes 5, P.O. Box 170 7500 AD Gronau/Enschede Phone +31 (0)53 4888911 Fax +31 (0)53 4888222	Stork PMT B.V., trade register, 's-Hertogenbosch number 20089, is member of Stork N.V. This drawing remains property of Stork PMT B.V., and may not be copied or given to any other party for information or use without our written consent.	3739905	DRAWN BY T_ZAUNBRECHER
			ACCORD. –
			SHEET NO. 1 or 1

REV.	POS.	MODIFICATION DESCRIPTION	NAME	DATE	ACCORD.