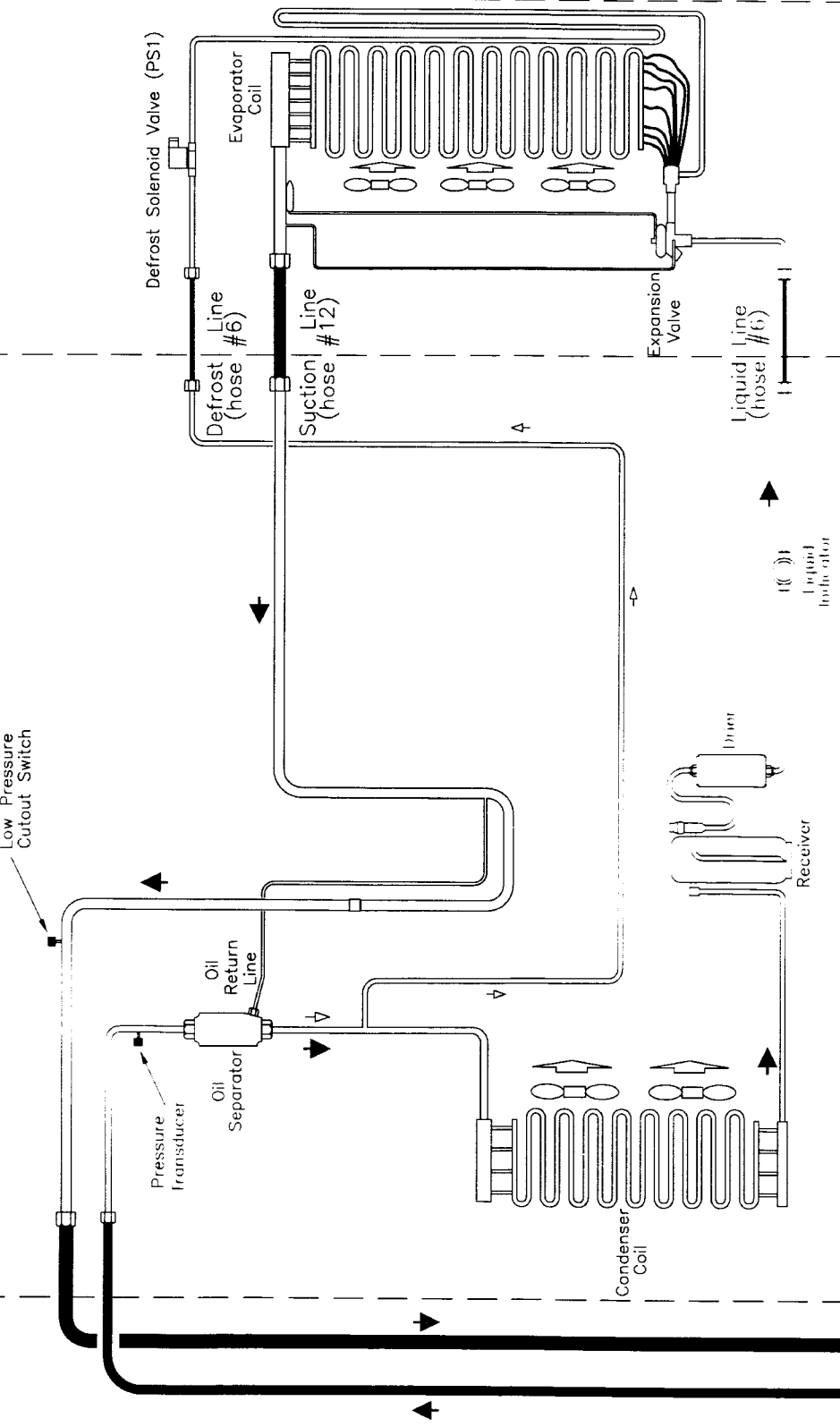


REVISIONS

ECO	SYM	DESCRIPTION	DATE	BY	CHK	APP
504666	A	RELEASED	04/Jun/03	JL	AS	JL
-	A1	UPDATE DRAWING	04/Jun/04	JL	.	.

EVAPORATOR SECTION

CONDENSER SECTION

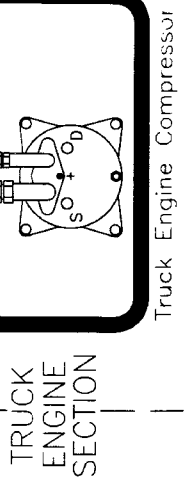


COMPRESSOR IM16

SUCTION LINE (hose #12)

DISCHARGE LINE (hose #8)

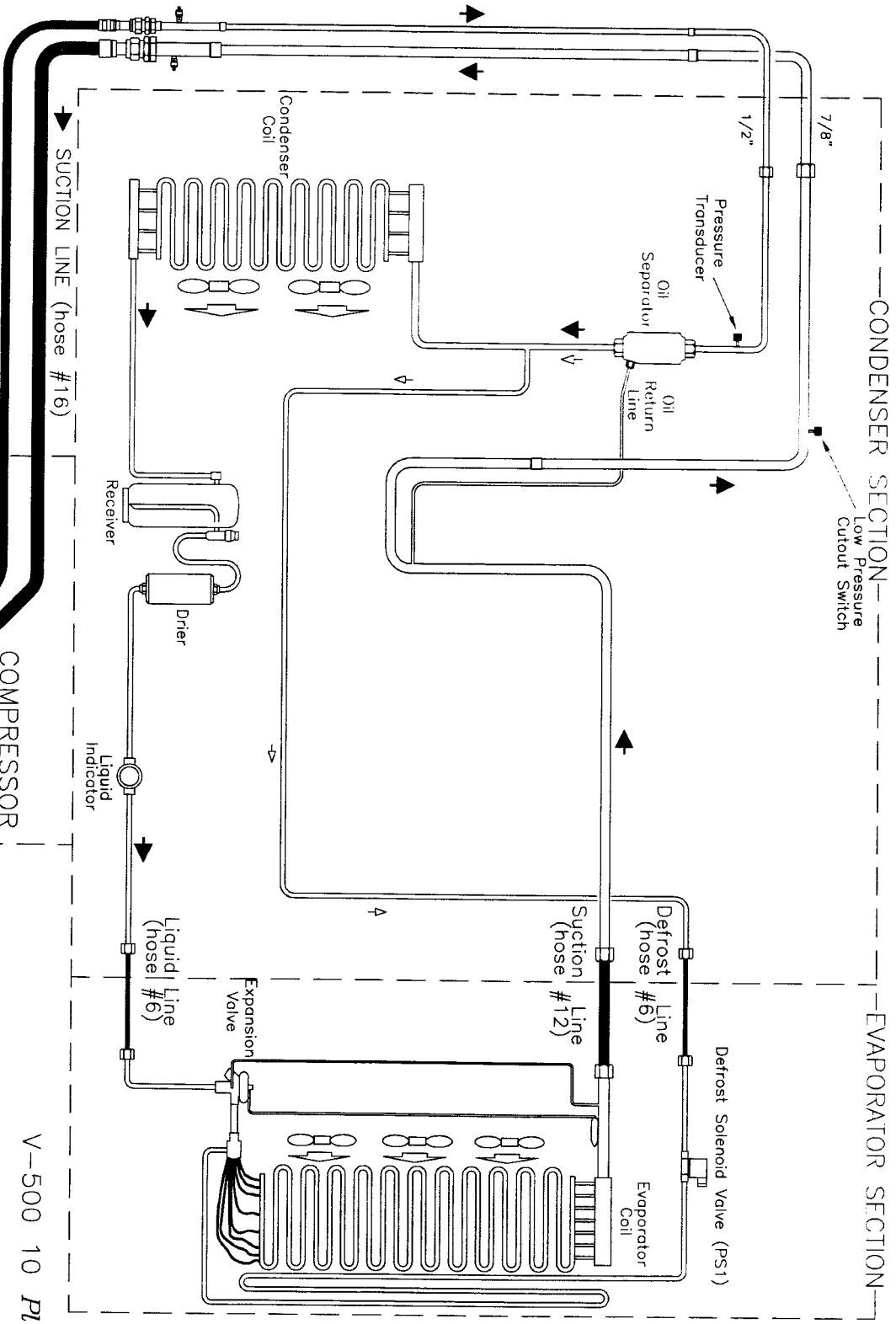
- LEGEND
- ON ROAD COOL MODE
 - ⇄ STANDBY COOL MODE
 - ⇄ HEATING AND DEFROST MODE
 - == COPPER TUBING
 - FLEXIBLE HOSE



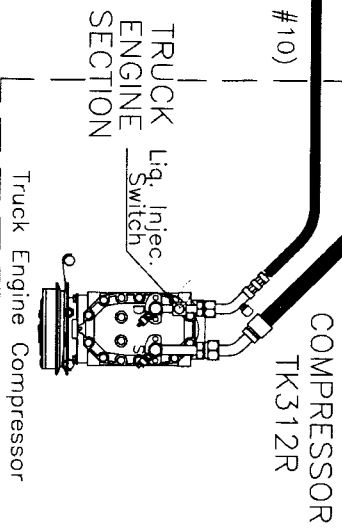
ITEM	PART NUMBER	QTY.	MATL SPECS
LIST OF MATERIAL			
REFRIGERATION DIAGRAM V-500 10			
DATE	04/Jun/03		
APPROVED	A. J. NIXON	29/Apr/04	
DATE	29/Apr/04		
THIS PRINT SUPERSEDES ANY OF EARLIER DATE. DESTROY SAME.			
SCALE		SHEET 1 OF 2	REV. A1
DRAWING NUMBER		1E18327	
MATERIAL FINISH		THERMO KING	

THIS DOCUMENT CONTAINS PROPRIETARY INFORMATION OF THE THERMO KING CORPORATION. IT IS TRANSMITTED TO YOU IN CONFIDENCE AND TRUST AND IS TO BE RETURNED UPON REQUEST. ITS CONTENTS MAY NOT BE DISCLOSED IN WHOLE OR IN PART TO OTHERS OR USED FOR OTHER THAN THE PURPOSE FOR WHICH IT WAS TRANSMITTED.

REVISIONS		ECO	SYM	DESCRIPTION	DATE	BY	CHK	APP



- LEGEND**
- ▶ ON ROAD COOL MODE
 - ◀ STANDBY COOL MODE
 - ◀ HEATING AND DEFROST MODE
 - COPPER TUBING
 - FLEXIBLE HOSE



V-500 10 Plus

ITEM	PART NUMBER	REV.	DESCRIPTION	QTY.	MAT'L SPECS.
LIST OF MATERIAL					

DRAWN		DATE		REVISIONS	
JORDI L.	04/Jun/03	1			
A. SENDINO	29/Apr/04	2			
JORDI L.	29/Apr/04	3			

CHECKED		DATE		REVISIONS	
JORDI L.	04/Jun/03	1			
A. SENDINO	29/Apr/04	2			
JORDI L.	29/Apr/04	3			

THIS DOCUMENT CONTAINS PROPRIETARY INFORMATION OF THE THERMO KING CORPORATION. IT IS TRANSMITTED TO YOU IN CONFIDENCE AND TRUST AND IS TO BE RETURNED UPON REQUEST. ITS CONTENTS MAY NOT BE DISCLOSED IN WHOLE OR IN PART TO OTHERS OR USED FOR OTHER THAN THE PURPOSE FOR WHICH TRANSMITTED WITHOUT THE PRIOR WRITTEN PERMISSION OF THERMO KING CORPORATION.

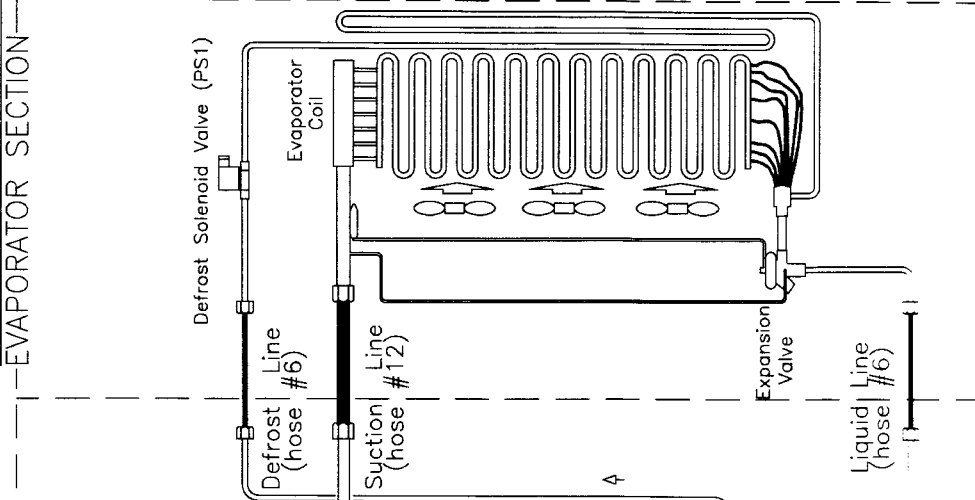


REFRIGERATION DIAGRAM		DRAWING NUMBER	
V-500 10		1E18327	
SHEET 2 OF 2		REV. A1	

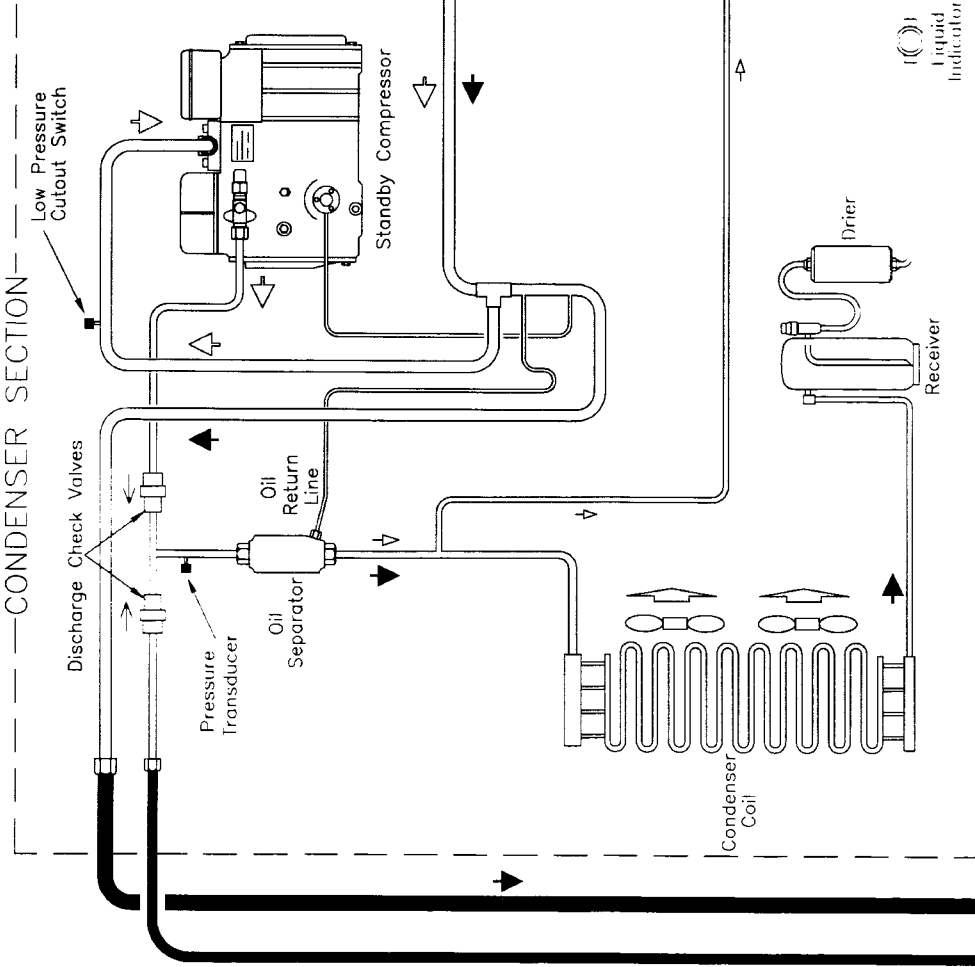
REVISIONS

ECO	SYM	DESCRIPTION	DATE	BY	CHK APP
504666	A	RELEASED	04/Jun/03	JL	AS JL
-	A1	UPDATE DRAWING	04/Jun/04	JL	.

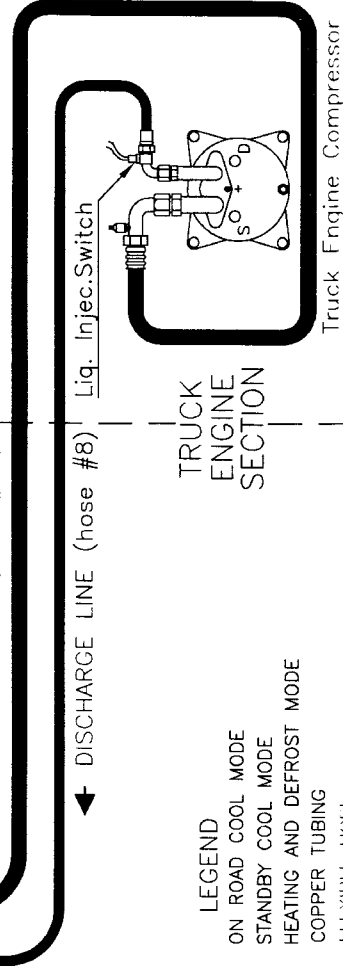
EVAPORATOR SECTION



CONDENSER SECTION



COMPRESSOR IM16



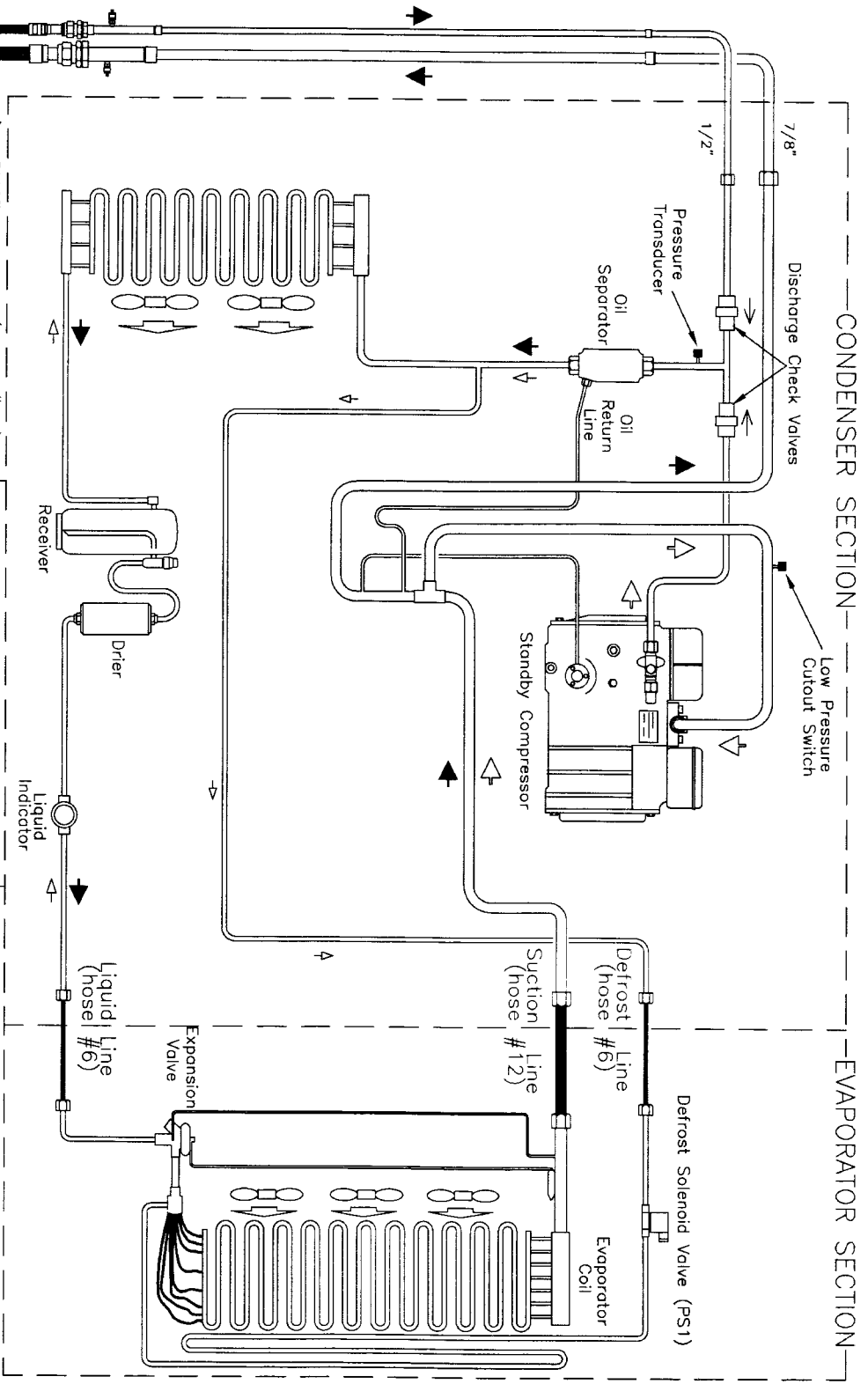
- LEGEND
- ON ROAD COOL MODE
 - ⇄ STANDBY COOL MODE
 - ⇄ HEATING AND DEFROST MODE
 - == COPPER TUBING

ITEM	PART NUMBER	REV.	QTY.	MAT'L SPECS
LIST OF MATERIAL				
REFRIGERATION DIAGRAM V-500 20				
DATE	04/Jun/03			
APPROVED	FORDI L.	DATE	29/Apr/04	
CHECKED	A. NUNO	DATE	29/Apr/04	
DRAWN	J. KING	DATE	04/Jun/03	
THIS PRINT SUPERSEDES ANY OF EARLIER DATE. DESTROY SAME.				
SCALE		SHEET 1 OF 2		
MATERIAL FINISH		DRAWING NUMBER 1E18328		
		REV. A1		



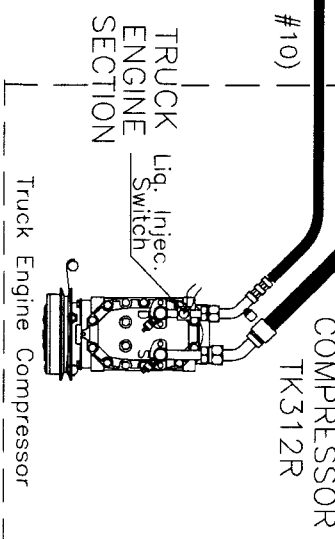
THIS DOCUMENT CONTAINS PROPRIETARY INFORMATION OF THE THERMO KING CORPORATION. IT IS TRANSMITTED TO YOU IN CONFIDENCE AND TRUST AND IS TO BE KEPT SECRET.

REVISIONS		ECO	SYM	DESCRIPTION	DATE	BY	CHK	APP



V-500 20 Plus

- LEGEND**
- ON ROAD COOL MODE
 - STANDBY COOL MODE
 - HEATING AND DEFROST MODE
 - == COPPER TUBING
 - FLEXIBLE HOSE



REV	PART NUMBER	REV	DESCRIPTION	QTY	MAT'L SPEC'S

LIST OF MATERIAL	

DRAWN	JORDI L.	DATE	04/Jun/03
CHECKED	A. SENDINO	DATE	29/Apr/04
APPROVED	JORDI L.	DATE	29/Apr/04
THIS PRINT SUPERSEDES ANY OF THE PREVIOUS EDITIONS OF THIS DRAWING.			

REFRIGERATION DIAGRAM	V-500 20
SHEET	2 of 2
DRAWING NUMBER	1E18328
REV	A1

THIS DOCUMENT CONTAINS PROPRIETARY INFORMATION OF THERMO KING CORPORATION. IT IS TRANSMITTED TO YOU IN CONFIDENCE AND TRUST AND IS TO BE RETURNED UPON REQUEST. ITS CONTENTS MAY NOT BE DISCLOSED IN WHOLE OR IN PART TO OTHERS OR USED FOR OTHER THAN THE PURPOSE FOR WHICH TRANSMITTED WITHOUT THE PRIOR WRITTEN PERMISSION OF THERMO KING CORPORATION.

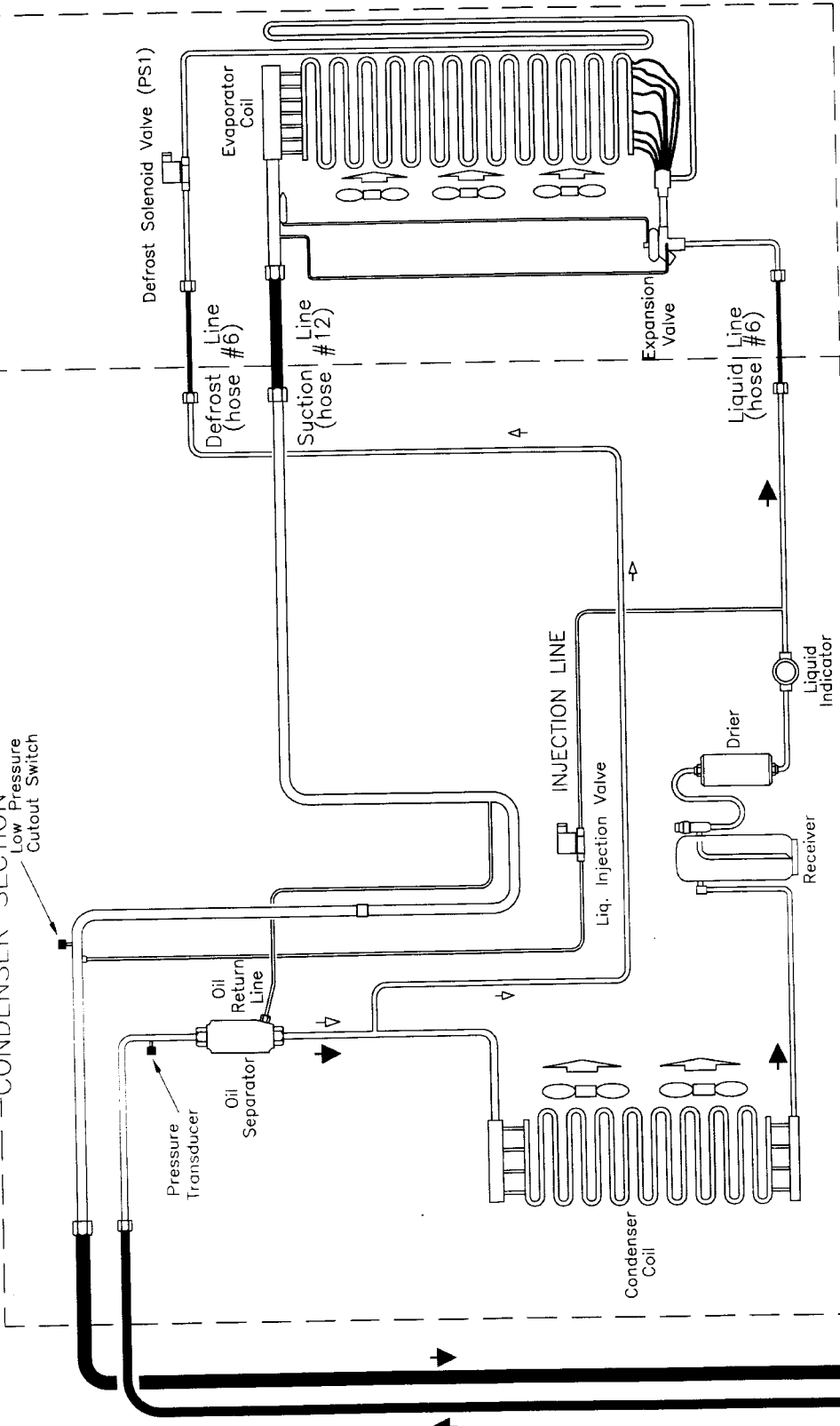


THERMO KING
SFAULD

REVISIONS

ECO	SYM	DESCRIPTION	DATE	BY	CHK	APP
504666	A	RELEASED	04/Jun/03	JL	AS	JL
-	A1	UPDATE DRAWING	04/Jun/04	JL	.	.

EVAPORATOR SECTION



CONDENSER SECTION

COMPRESSOR SECTION

TRUCK ENGINE SECTION

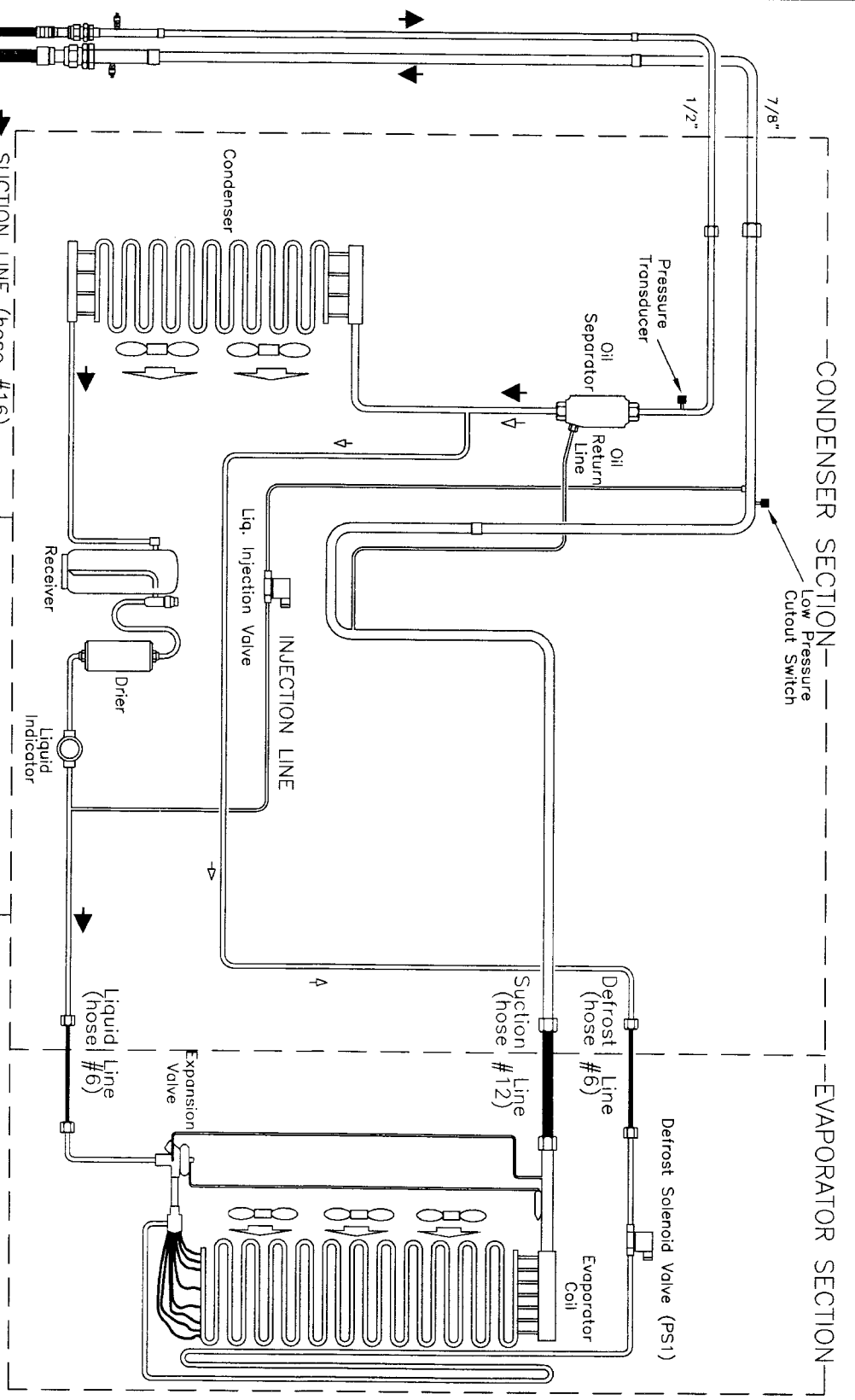
- LEGEND
- ON ROAD COOL MODE
 - ⇄ STANDBY COOL MODE
 - ⇄ HEATING AND DEFROST MODE
 - ⇄ COPPER TUBING

ITEM	PART NUMBER	REV.	DESCRIPTION	QTY.	MAT. SPEC'S
LIST OF MATERIAL					
REFRIGERATION DIAGRAM V-500 MAX10					
THAWN	JORDI L.	04/Jun/03	DATE		
CHECKED	A. STINDINO	29/Apr/04	DATE		
APPROVED	JORDI L.	29/Apr/04	DATE		
THIS PRINT SUPERSEDES ANY OF EARLIER DATE. DESTROY SAME.					
			SCALE	SHEET 1 OF 2	
			MATERIAL FINISH	DRAWING NUMBER 1E18329	
				REV. A1	



THIS DOCUMENT CONTAINS PROPRIETARY INFORMATION OF THE THERMO KING CORPORATION. IT IS TRANSMITTED TO YOU IN CONFIDENCE AND TRUST, AND IS TO BE RETURNED TO THERMO KING CORPORATION. IT IS NOT TO BE REPRODUCED OR TRANSMITTED IN ANY FORM OR BY ANY MEANS, ELECTRONIC OR MECHANICAL, INCLUDING PHOTOCOPYING, RECORDING, OR BY ANY INFORMATION STORAGE AND RETRIEVAL SYSTEM.

REVISIONS		ECO	SYM	DESCRIPTION	DATE	BY	CHK	APP



CONDENSER SECTION

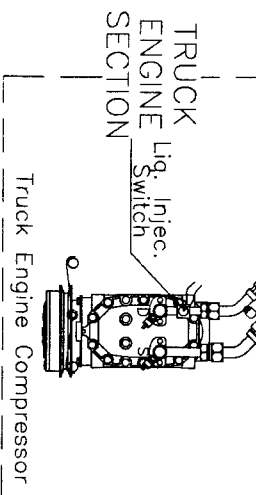
EVAPORATOR SECTION

DISCHARGE LINE (hose #10)

SUCTION LINE (hose #16)

COMPRESSOR TK312R

- LEGEND
- ▶ ON ROAD COOL MODE
 - ◀ STANDBY COOL MODE
 - ◀ HEATING AND DEFROST MODE
 - COPPER TUBING
 - FLEXIBLE HOSE



V-500 MAX10 Plus

ITEM	PART NUMBER	REV.	DESCRIPTION	QTY.	MAT'L SPECS
LIST OF MATERIAL					

DRAWN	JORDI L.	DATE	04/Jun/03
CHECKED	A. SENDINO	DATE	29/Apr/04
APPROVED	JORDI L.	DATE	29/Apr/04
THIS DRAWING SUPERSEDES ANY OF THE PREVIOUS DATES DESIGN SAME			
SCALE 2 OF 2			
REFRIGERATION DIAGRAM		V-500 MAX10	
SHEET 2 OF 2		DRAWING NUMBER 1E18329	
REV. A1		REV.	

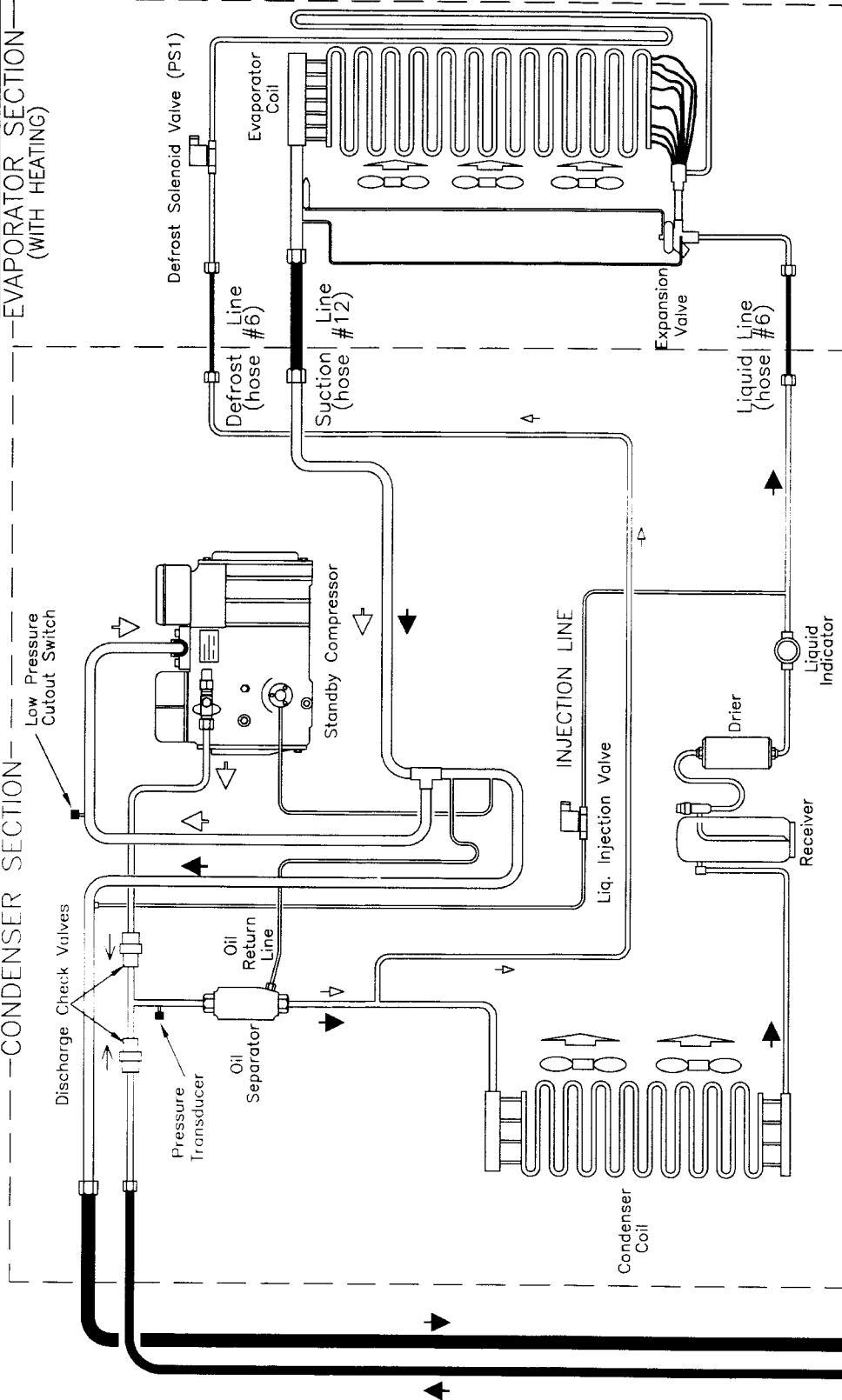


THIS DOCUMENT CONTAINS PROPRIETARY INFORMATION OF THE THERMO KING CORPORATION. IT IS TRANSMITTED TO YOU IN CONFIDENCE AND TRUST, AND IS TO BE RETURNED TO THE THERMO KING CORPORATION IMMEDIATELY UPON REQUEST. NO PART OF THIS DOCUMENT IS TO BE REPRODUCED OR TRANSMITTED IN ANY FORM OR BY ANY MEANS, ELECTRONIC OR MECHANICAL, INCLUDING PHOTOCOPYING, RECORDING, OR BY ANY INFORMATION STORAGE AND RETRIEVAL SYSTEM, WITHOUT THE PRIOR WRITTEN PERMISSION OF THERMO KING CORPORATION.

REVISIONS						
ECO	SYM	DESCRIPTION	DATE	BY	CHK	APP
504666	A	RELEASED	04/Jun/03	JL	AS	JL
-	A1	UPDATE DRAWING	04/Jun/04	JL	.	.

EVAPORATOR SECTION
(WITH HEATING)

CONDENSER SECTION



COMPRESSOR SECTION

→ SUCTION LINE (hose #12)

← DISCHARGE LINE (hose #8)

TRUCK ENGINE SECTION

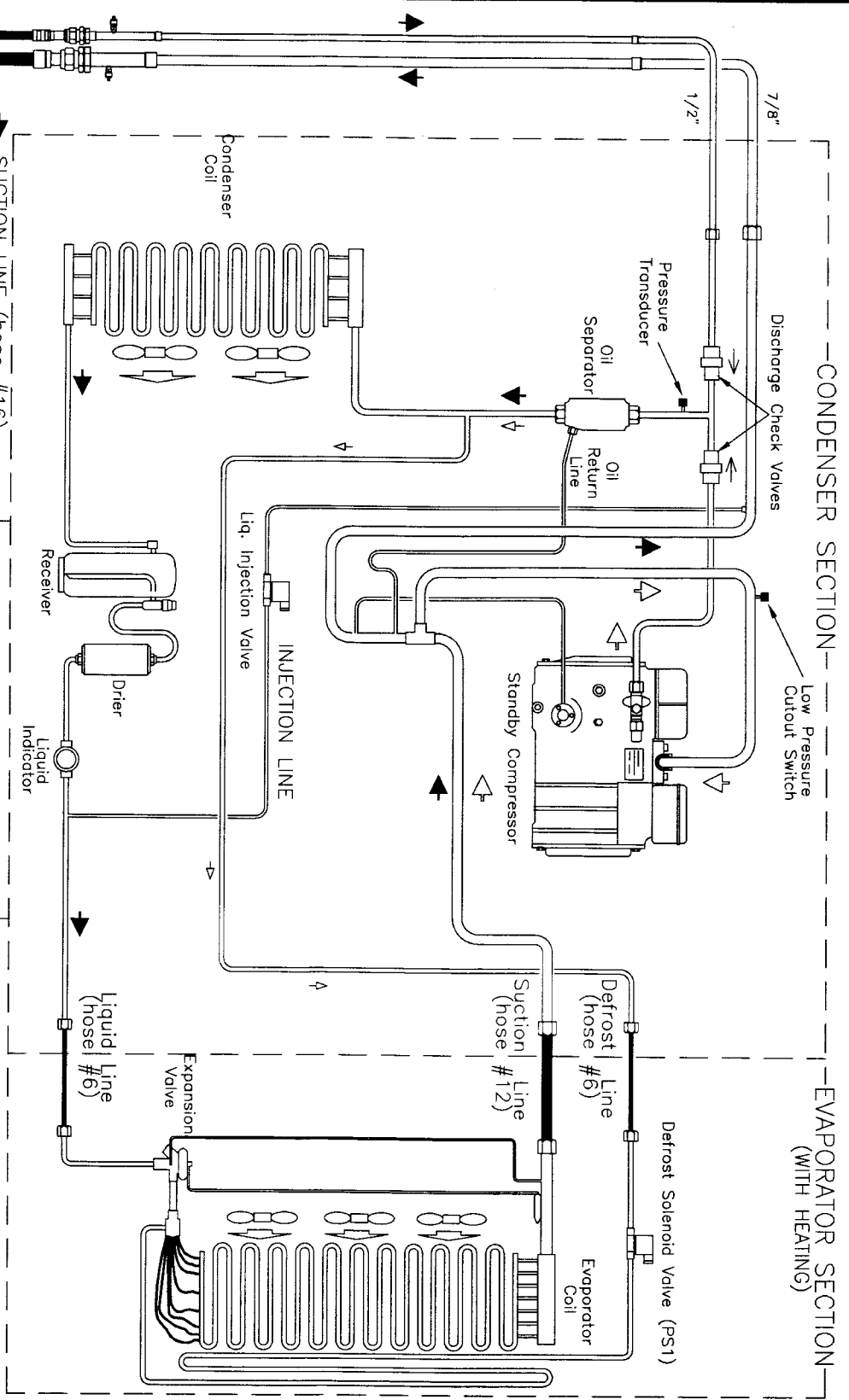
- LEGEND
- ON ROAD COOL MODE
 - ⇄ STANDBY COOL MODE
 - ⇄ HEATING AND DEFROST MODE
 - ⇄ COPPER TUBING

ITEM	PART NUMBER	REV.	DESCRIPTION	QTY.	MAT'L SPEC'S
LIST OF MATERIAL					
REFRIGERATION DIAGRAM					
V-500 MAX20					
SHEET 1 OF 2					
DRAWN JORDI L.		DATE 04/Jun/03		MATERIAL FINISH	
CHECKED A. SENDINO		DATE 29/Apr/04		DRAWING NUMBER 1E18330	
APPROVED JORDI L.		DATE 29/Apr/04		REV. A1	
THIS PRINT SUPERSEDES ANY OF EARLIER DATE. DESTROY SAME.					



THIS DOCUMENT CONTAINS PROPRIETARY INFORMATION OF THE THERMO KING CORPORATION. IT IS TRANSMITTED TO YOU IN CONFIDENCE AND TRUST, AND IS TO BE RETURNED TO THE THERMO KING CORPORATION, OR DESTROYED, IN WHOLE OR IN PART, TO OTHERS OR USED FOR OTHER THAN THE PURPOSE FOR WHICH IT WAS TRANSMITTED. THERMO KING CORPORATION, 10000 W. CENTRAL EXPRESSWAY, TULSA, OKLAHOMA 74114

REVISIONS						
ECO	SYM	DESCRIPTION	DATE	BY	CHK	APP



DISCHARGE LINE (hose #10)

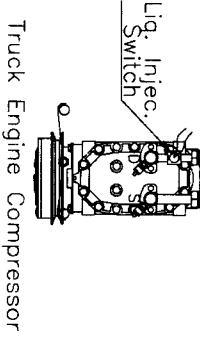
SUCTION LINE (hose #16)

COMPRESSOR
TK312R

V-500 MAX20 Plus

- LEGEND
- ↔ ON ROAD COOL MODE
 - ↔ STANDBY COOL MODE
 - ↔ HEATING AND DEFROST MODE
 - == COPPER TUBING
 - FLEXIBLE HOSE

TRUCK
ENGINE
SECTION



LIST OF MATERIAL

ITEM	PART NUMBER	REV.	DESCRIPTION	QTY.	MATL. SPECS.

REFRIGERATION
DIAGRAM
V-500 MAX20

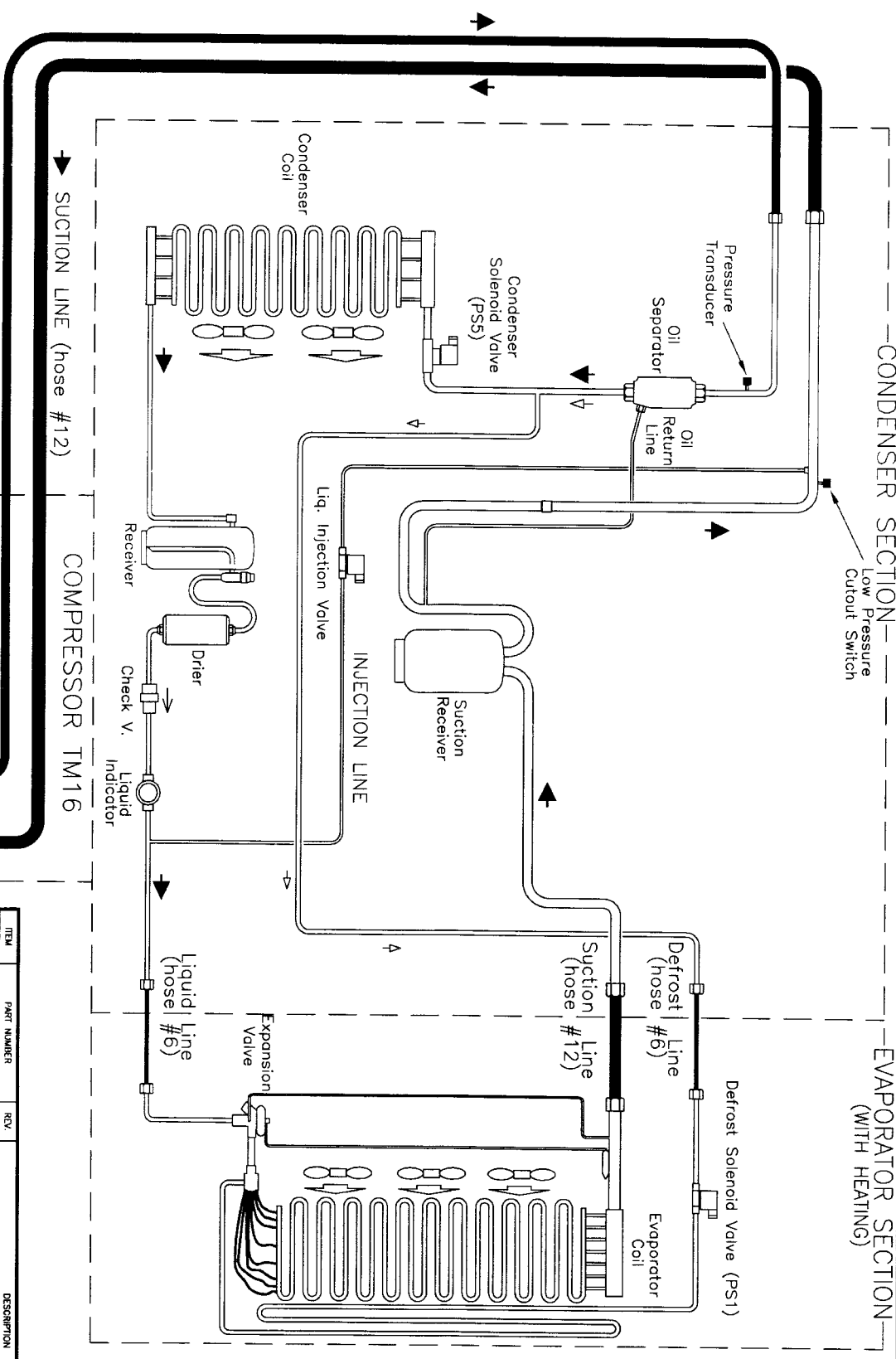


1E18330 A1

ITEM	DATE	DESCRIPTION
DRAWN JORDI L.	04/Jun/03	
CHECKED A. SENDINO	29/Apr/04	
APPROVED JORDI L.	29/Apr/04	

THESE DOCUMENTS CONTAIN PROPRIETARY INFORMATION OF THE THERMO KING CORPORATION. IT IS TRANSMITTED TO YOU IN CONFIDENCE AND TRUST, AND IS TO BE RETURNED TO THE THERMO KING CORPORATION IMMEDIATELY UPON REQUEST. NO PART OF THIS DOCUMENT IS TO BE REPRODUCED OR TRANSMITTED IN ANY FORM OR BY ANY MEANS, ELECTRONIC OR MECHANICAL, INCLUDING PHOTOCOPYING, RECORDING, OR BY ANY INFORMATION STORAGE AND RETRIEVAL SYSTEM, WITHOUT THE PRIOR WRITTEN PERMISSION OF THERMO KING CORPORATION.

REVISIONS				
ECO	SYM	DESCRIPTION	DATE	BY
504666	A	RELEASED	04/Jun/03	JL AS JL
-	A1	UPDATE DRAWING	04/Jun/04	JL . .



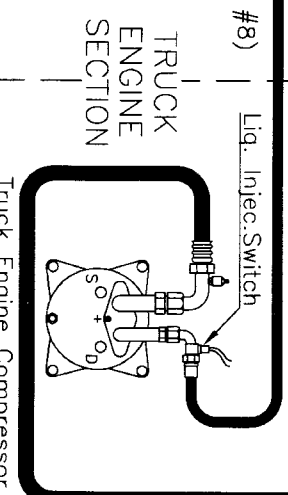
DISCHARGE LINE (hose #8)

SUCTION LINE (hose #12)


COMPRESSOR TM16

Liq. Injec. Switch

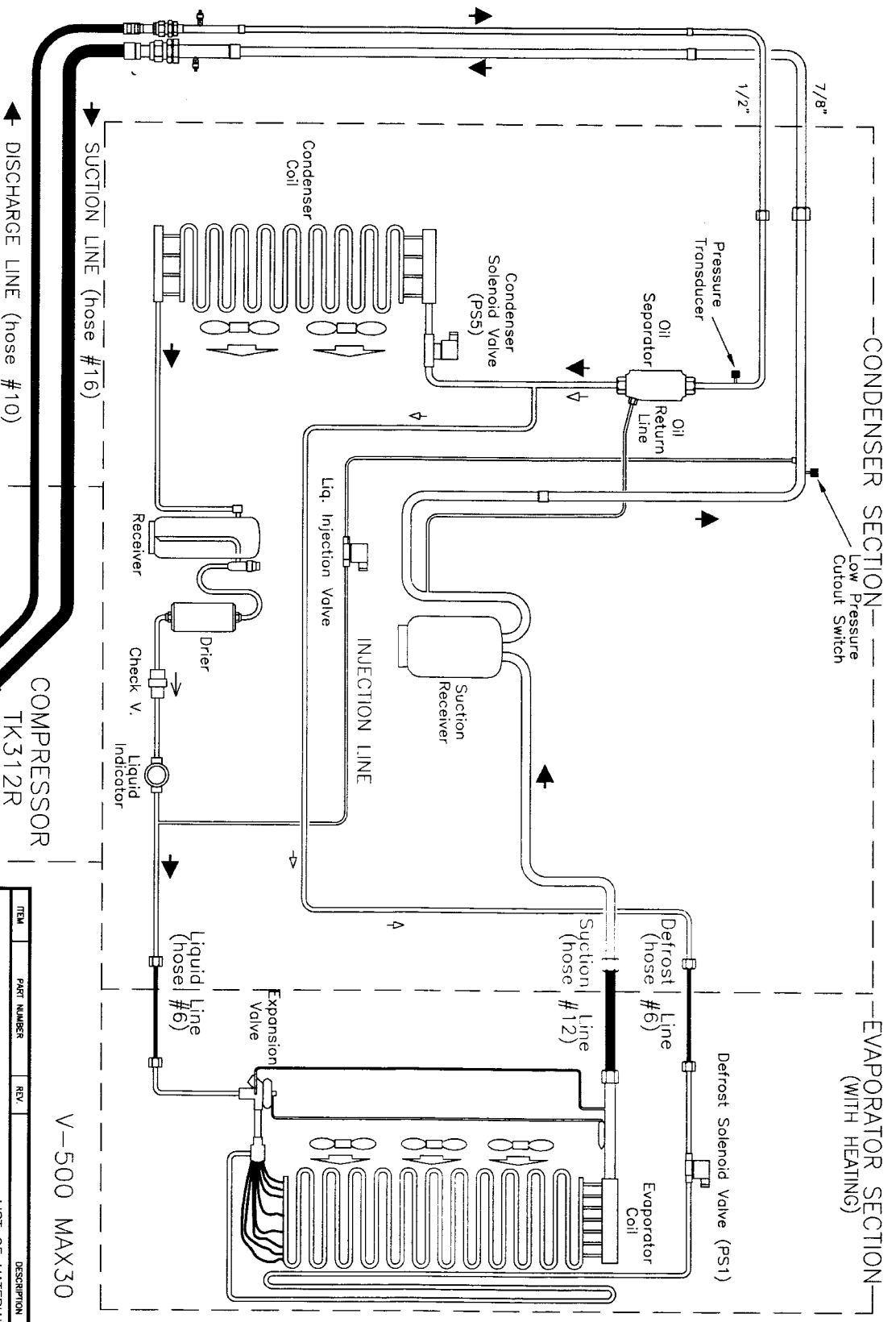
- LEGEND
- ↔ ON ROAD COOL MODE
 - ↔ STANDBY COOL MODE
 - ↔ HEATING AND DEFOST MODE
 - == COPPER TUBING
 - FLEXIBLE HOSE



ITEM	PART NUMBER	REV.	DESCRIPTION	QTY.	MATL SPECS
LIST OF MATERIAL					
REFRIGERATION DIAGRAM					
V-500 MAX30					
SHEET 1 of 2					
DRAWN: JORDI L.			DATE: 04/Jun/03		
CHECKED: A. SENDINO			DATE: 29/Apr/04		
APPROVED: JORDI L.			DATE: 29/Apr/04		
THIS PRINT SUPERSEDES ANY OF EARLIER DATE, DISTIN. SAME.					
THIS DOCUMENT CONTAINS PROPRIETARY INFORMATION OF THE THERMO KING CORPORATION. IT IS TRANSMITTED TO YOU IN CONFIDENCE AND TRUST AND IS TO BE KEPT SECRET.					
MATERIAL:			DRAWING NUMBER		
FINISH:			REV.		
SCALE:			1E18331		
SCALE:			A1		



REVISIONS		DATE	BY
ECO	SYM	DESCRIPTION	CHK/APP



V-500 MAX30 Plus

LIST OF MATERIAL

ITEM	PART NUMBER	REV	DESCRIPTION	QTY	MATL SPECS
REFRIGERATION DIAGRAM					
V-500 MAX30					

DRAWN	DATE
JORDI L.	04/Jun/03
CHECKED	DATE
A. SENDINO	29/Apr/04
APPROVED	DATE
JORDI L.	29/Apr/04

REFRIGERATION
DIAGRAM
V-500 MAX30

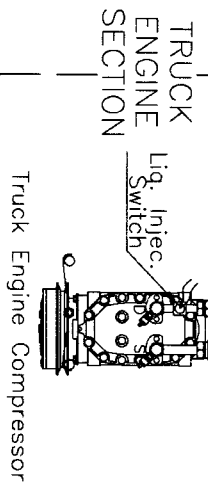


THERMO KING
SERIALS

DRAWING NUMBER	REV.
1E18331	A1

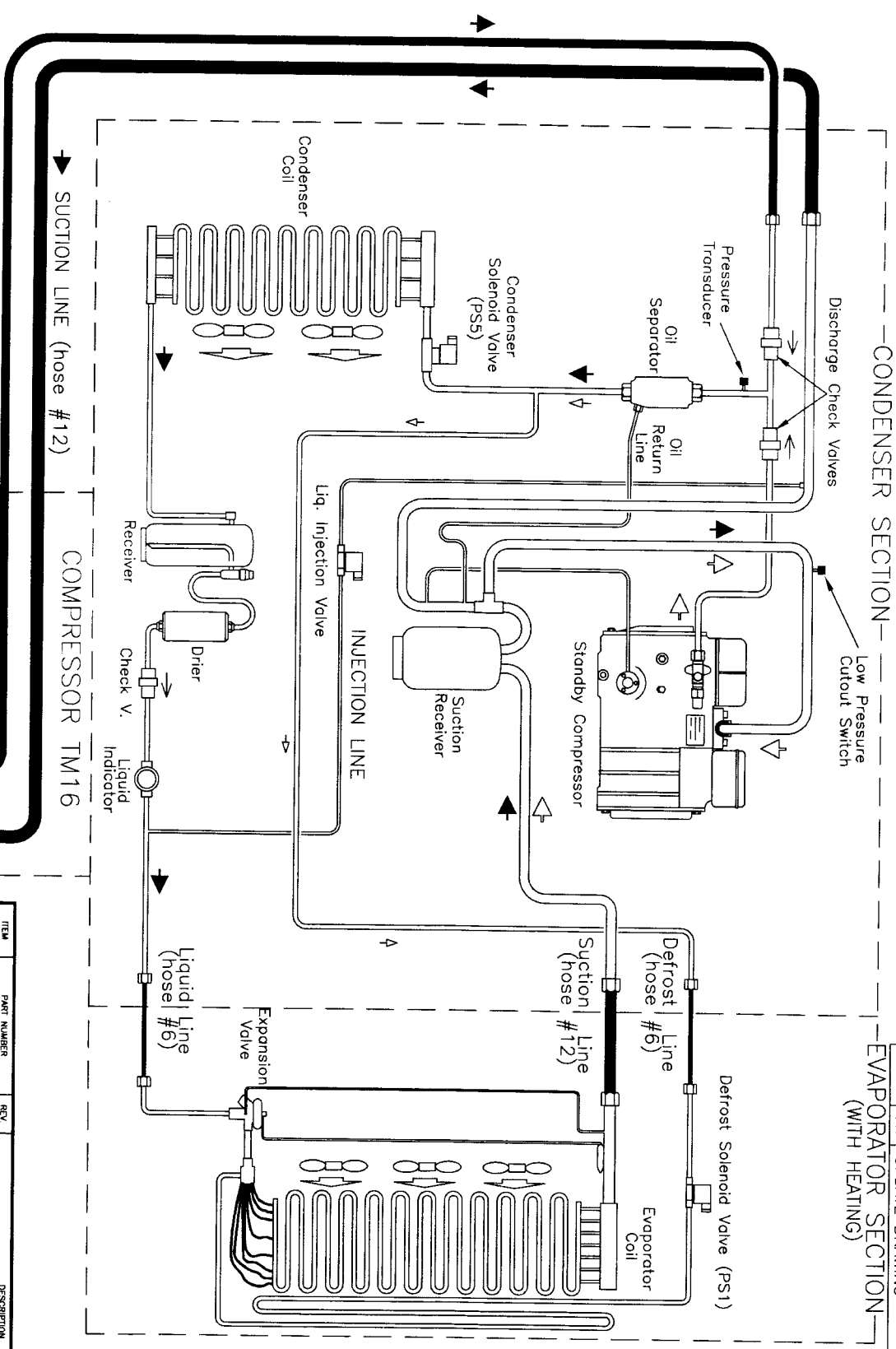
SHEET 2 OF 2

- LEGEND
- ▶ ON ROAD COOL MODE
 - ◀ STANDBY COOL MODE
 - ◀ HEATING AND DEFROST MODE
 - COPPER TUBING
 - FLEXIBLE HOSE



THIS DOCUMENT CONTAINS PROPRIETARY INFORMATION OF THE THERMO KING CORPORATION. IT IS TRANSMITTED TO YOU IN CONFIDENCE AND TRUST AND IS TO BE RETURNED UPON REQUEST. ITS CONTENTS MAY NOT BE DISCLOSED IN WHOLE OR IN PART TO OTHERS OR USED FOR OTHER THAN THE PURPOSE FOR WHICH TRANSMITTED WITHOUT THE PRIOR WRITTEN PERMISSION OF THERMO KING CORPORATION.

REVISIONS				
ECO	SYM	DESCRIPTION	DATE	BY
504666	A	RELEASED	04/Jun/03	JL AS JL
-	A1	UPDATE DRAWING	04/Jun/04	JL . .



DISCHARGE LINE (hose #8)

SUCTION LINE (hose #12)

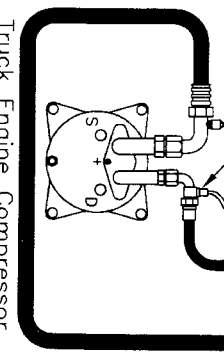
COMPRESSOR TM16

Liquid Line (hose #6)

Liq. Injec. Switch

- LEGEND
- ↔ ON ROAD COOL MODE
 - ↔ STANDBY COOL MODE
 - ↔ HEATING AND DEFROST MODE
 - == COPPER TUBING
 - FLEXIBLE HOSE

TRUCK ENGINE SECTION



Truck Engine Compressor

ITEM	PART NUMBER	REV.	DESCRIPTION	QTY.	MAT'L SPECS
LIST OF MATERIAL					
REFRIGERATION DIAGRAM					
V-500 MAX50					
SHEET 1 of 2					
DRAWING NUMBER 1E18332					
REV. A1					

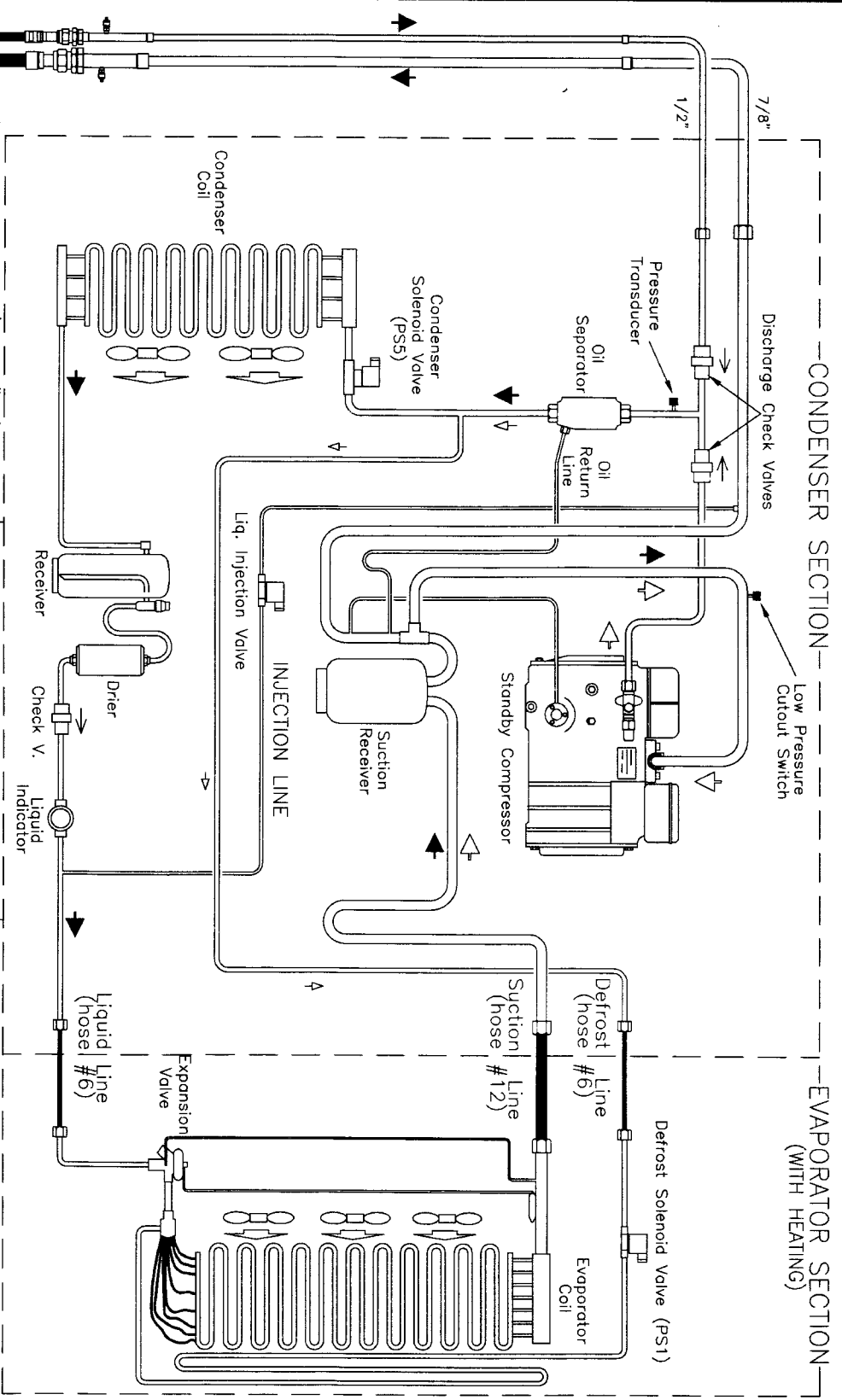
DRAWN	JORDI L.	DATE	04/Jun/03
CHECKED	A. SENDINO	DATE	29/Apr/04
APPROVED	JORDI L.	DATE	29/Apr/04

THIS PRINT SUPERSEDES ANY OF EARLIER DATE. DESTROY SAME.

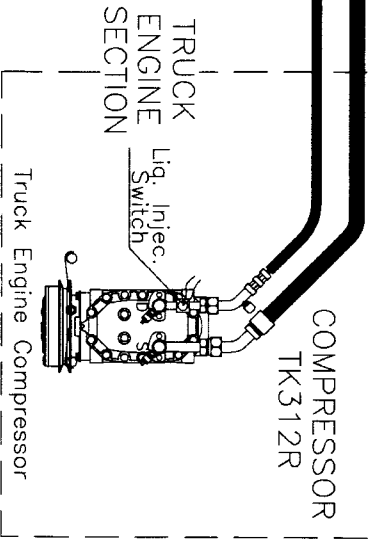
THERMO KING
SERIALS

THIS DOCUMENT CONTAINS PROPRIETARY INFORMATION OF THE THERMO KING CORPORATION. IT IS TRANSMITTED TO YOU IN CONFIDENCE AND TRUST AND IS TO BE KEPT SECRET.

REVISIONS		DATE	BY	CHK	APP
ECO	SYM	DESCRIPTION			



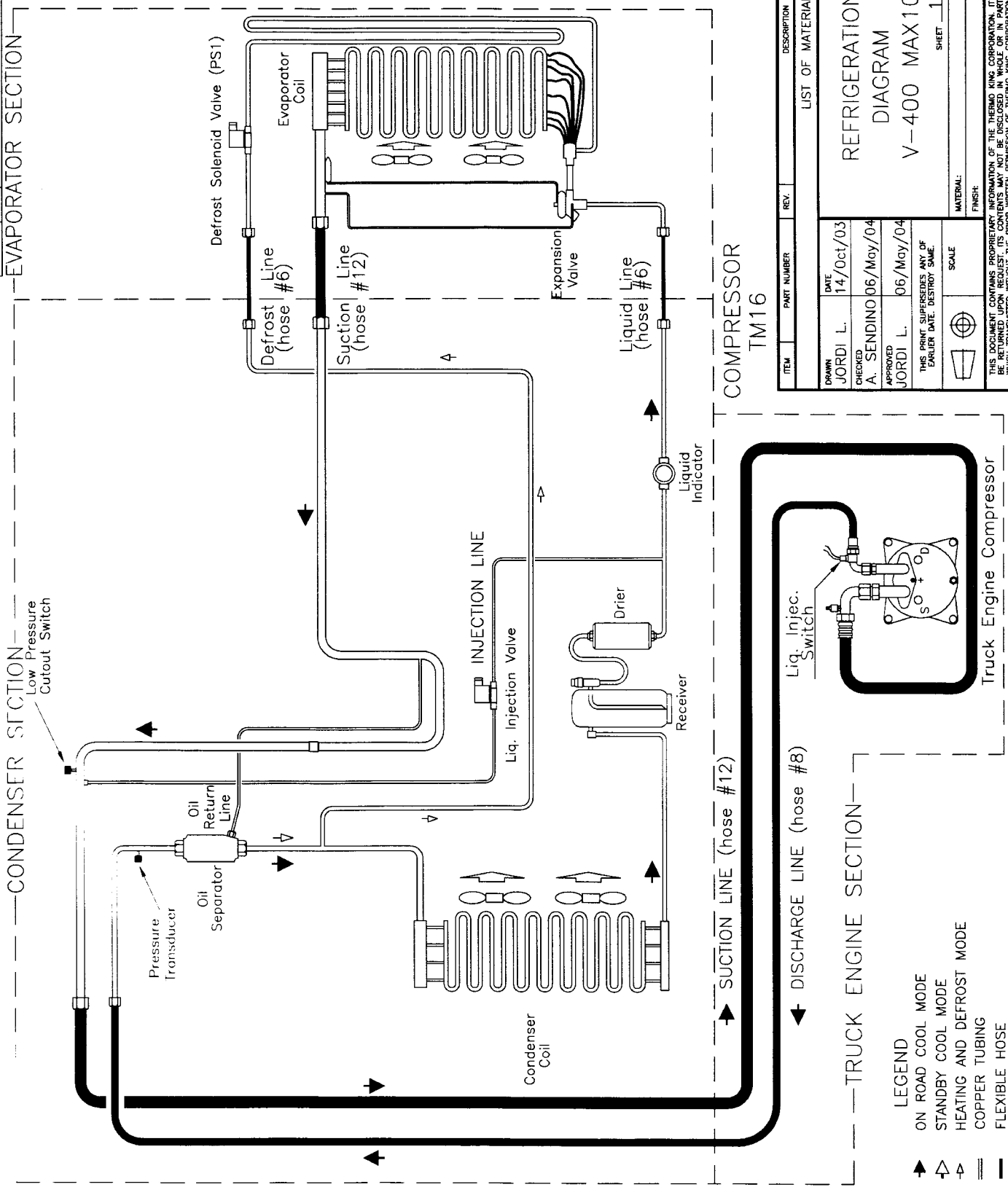
- LEGEND**
- ON ROAD COOL MODE
 - ⇄ STANDBY COOL MODE
 - ⇄ HEATING AND DEFROST MODE
 - == COPPER TUBING
 - FLEXIBLE HOSE



V-500 MAX50 Plus

ITEM	PART NUMBER	REV.	DESCRIPTION	QTY.	MATL. SPECS.
LIST OF MATERIAL					
REFRIGERATION DIAGRAM					
V-500 MAX50					
SHEET 2 OF 2					
DRAWN JORDI L.			DATE 04/Jun/03		
CHECKED A. SENDINO			DATE 29/Apr/04		
APPROVED JORDI L.					
THIS PRINT SUPERSEDES ANY OF EARLIER DATE. DESTROY SAME.					
THIS DOCUMENT CONTAINS PROPRIETARY INFORMATION OF THE THERMO KING CORPORATION. IT IS TRANSMITTED TO YOU IN CONFIDENCE AND TRUST, AND IS TO BE RETURNED UPON REQUEST. ITS CONTENTS MAY NOT BE DISCLOSED IN WHOLE OR IN PART TO OTHERS OR USED FOR OTHER THAN THE PURPOSE FOR WHICH TRANSMITTED WITHOUT THE PRIOR WRITTEN PERMISSION OF THERMO KING CORPORATION.					
FINISH:		DRAWING NUMBER		REV.	
MATERIAL:		1E18332		A1	
SCALE:		THERMO KING		SERVANTS	

REVISIONS		DESCRIPTION	DATE	BY	CHK	APP
ECO	SYM					
504666	A	RELEASED	14/Oct/03	JL	AS	JL
-	A1	UPDATE DRAWING	04/Jun/04	JL	.	.



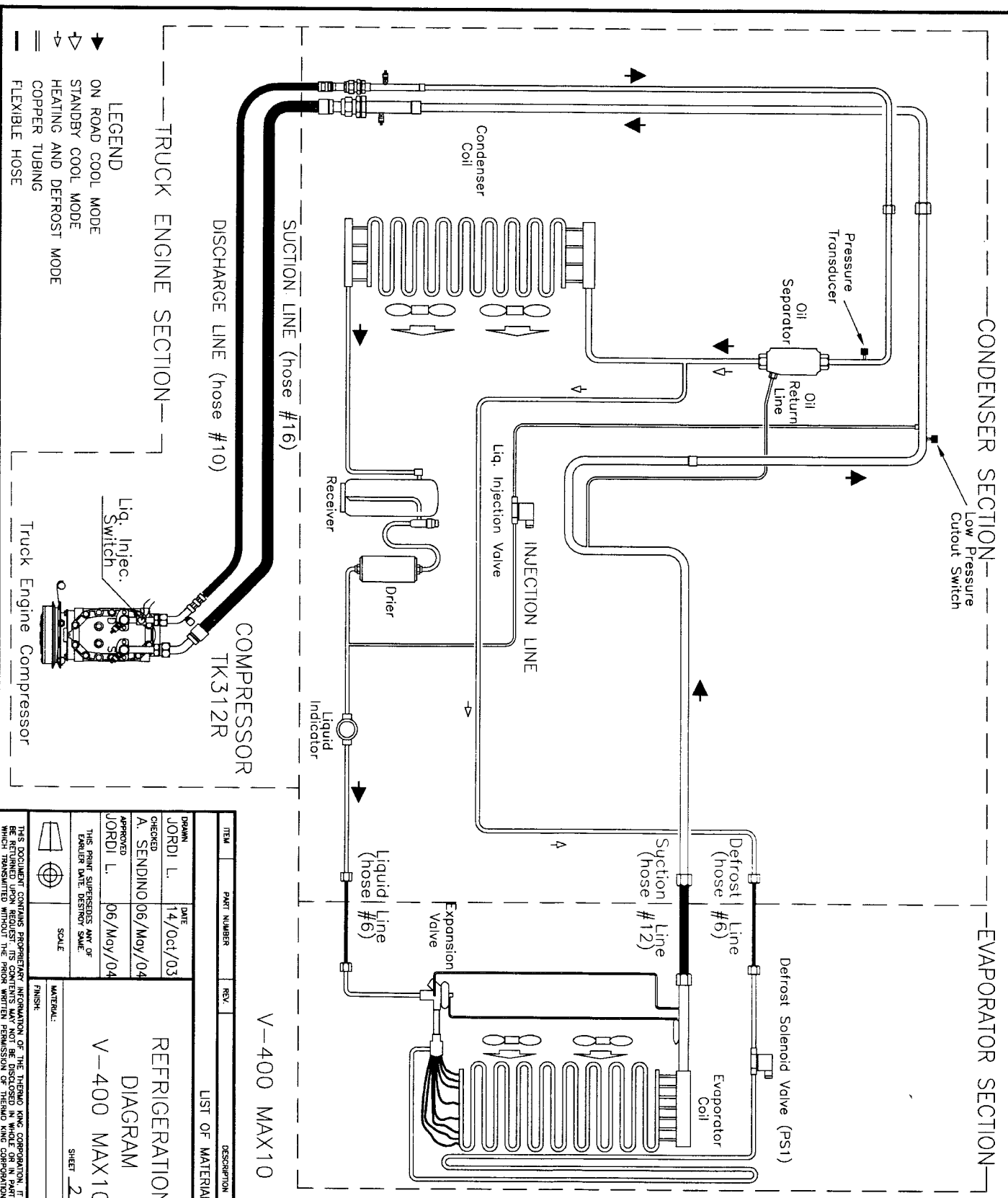
- LEGEND
- ➔ ON ROAD COOL MODE
 - STANDBY COOL MODE
 - ➦ HEATING AND DEFROST MODE
 - ══ COPPER TUBING
 - FLEXIBLE HOSE

ITEM	PART NUMBER	REV.	DESCRIPTION	QTY.	MATL. SPECS
LIST OF MATERIAL					
REFRIGERATION DIAGRAM V-400 MAX10					
SHEET 1 OF 2					
DRAWN	JORDI L.	DATE	14/Oct/03		
CHECKED	A. SENDINO	DATE	06/May/04		
APPROVED	JORDI L.	DATE	06/May/04		
THIS PRINT SUPERSEDES ANY OF EARLIER DATE. DESTROY SAME.					
SCALE		DRAWING NUMBER		REV.	
		1E19975		A1	
MATERIAL: FINISH:					

THIS DOCUMENT CONTAINS PROPRIETARY INFORMATION OF THE THERMO KING CORPORATION. IT IS TRANSMITTED TO YOU IN CONFIDENCE AND TRUST, AND IS TO BE RETURNED UPON REQUEST. ITS CONTENTS MAY NOT BE DISCLOSED IN WHOLE OR IN PART TO OTHERS OR USED FOR OTHER THAN THE PURPOSE FOR WHICH TRANSMITTED WITHOUT THE PRIOR WRITTEN PERMISSION OF THERMO KING CORPORATION.



REVISIONS		DATE	BY	CHK	APP
ECO	SYM	DESCRIPTION			



V-400 MAX10 Plus

ITEM	PART NUMBER	REV.	DESCRIPTION	QTY.	MAT'L	SERVS.
LIST OF MATERIAL						

REFRIGERATION DIAGRAM

V-400 MAX10

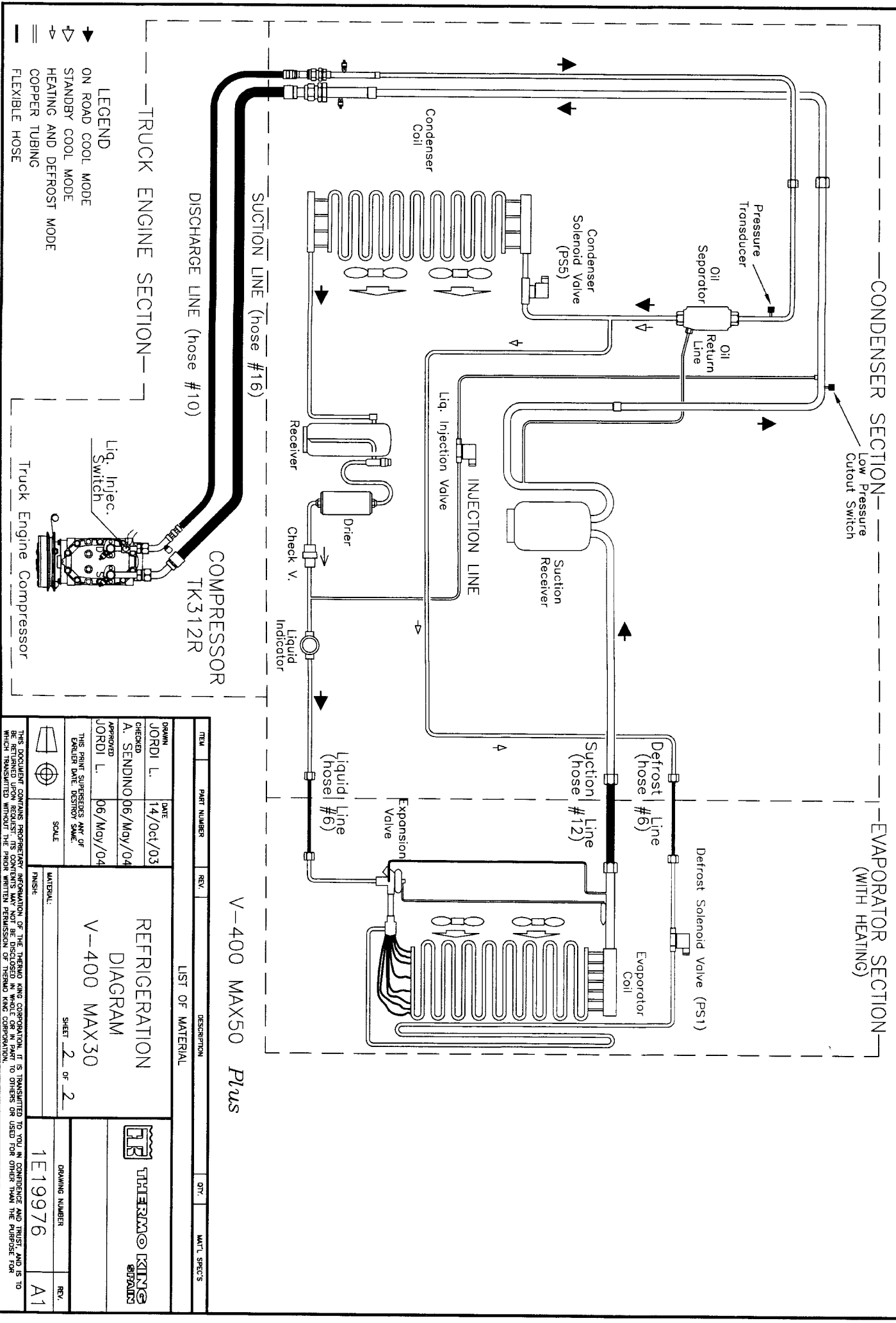


THERMO KING
SERIAL

DRAWN	JORDI L.	DATE	14/Oct/03
CHECKED	A. SENDINO	DATE	06/Moy/04
APPROVED	JORDI L.	DATE	06/Moy/04
THIS POINT SUPERSEDES ANY OF EXHIBIT DATE, DESTROY SAME.			
FINISH:		SCALE	
MATERIAL:		SHEET 2 OF 2	
DRAWING NUMBER		REV.	
1E19975		A1	

THIS DOCUMENT CONTAINS PROPRIETARY INFORMATION OF THE THERMO KING CORPORATION. IT IS TRANSMITTED TO YOU IN CONFIDENCE AND TRUST AND IS TO BE RETURNED UPON REQUEST. ITS CONTENTS MAY NOT BE DISCLOSED IN WHOLE OR IN PART TO OTHERS OR USED FOR OTHER THAN THE PURPOSE FOR WHICH TRANSMITTED WITHOUT THE PRIOR WRITTEN PERMISSION OF THERMO KING CORPORATION.

REVISIONS						
ECO	SYM	DESCRIPTION	DATE	BY	CHK	APP



ITEM		PART NUMBER		REV		DESCRIPTION		QTY		MATERIAL SPECS	
LIST OF MATERIAL											
V-400 MAX50 Plus											
REFRIGERATION DIAGRAM											
SHEET 2 OF 2											
DRAWN: JORDI L. DATE: 14/Oct/03											
CHECKED: A. SENDINO 06/May/04											
APPROVED: JORDI L. 06/May/04											
THESE DOCUMENTS CONTAIN PROPRIETARY INFORMATION OF THE THERMO KING CORPORATION. IT IS TRANSMITTED TO YOU IN CONFIDENCE AND TRUST, AND IS TO BE RETURNED TO THE ORIGINAL SOURCE OR DESTROYED WITHOUT THE PRIOR WRITTEN PERMISSION OF THERMO KING CORPORATION.											
DRAWING NUMBER: 1E19976											
REV: A1											

LEGEND

- ON ROAD COOL MODE
- STANDBY COOL MODE
- HEATING AND DEFROST MODE
- COPPER TUBING
- FLEXIBLE HOSE

TRUCK ENGINE SECTION

CONDENSER SECTION

EVAPORATOR SECTION (WITH HEATING)

DISCHARGE LINE (hose #10)

SUCTION LINE (hose #16)

CONDENSER COIL

CONDENSER SOLENOID VALVE (PS5)

OIL SEPARATOR

LIQ. INJECTION VALVE

INJECTION LINE

SUCTION RECEIVER

LIQUID LINE (hose #6)

EXPANSION VALVE

EVAPORATOR COIL

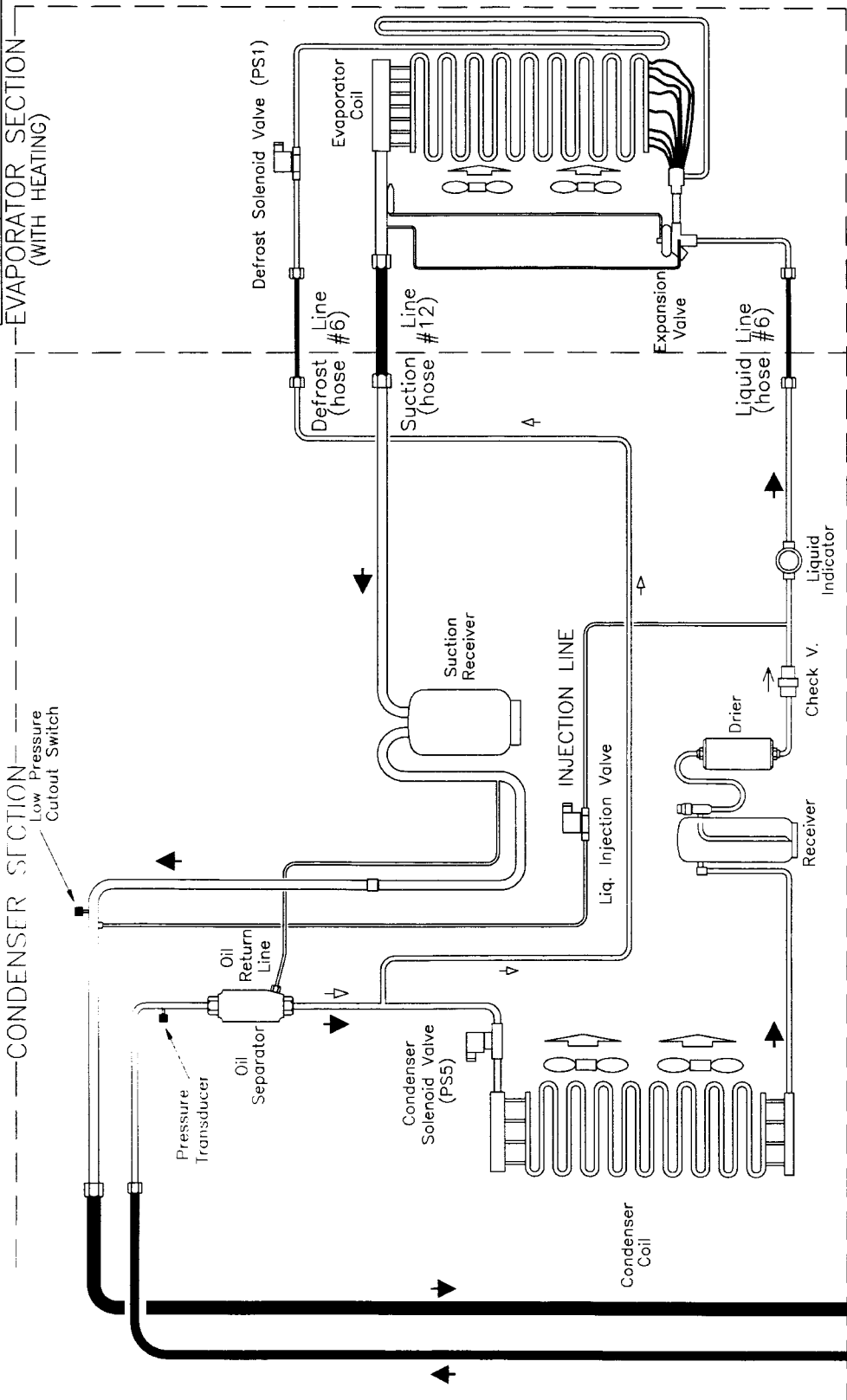
DEFROST LINE (hose #6)

DEFROST SOLENOID VALVE (PS1)

TRUCK ENGINE COMPRESSOR TK312R



REVISIONS						
ECO	SYM	DESCRIPTION	DATE	BY	CHK	APP
504666	A	RELEASED	14/Oct/03	JL	AS	JL
-	A1	UPDATE DRAWING	04/Jun/04	JL	.	.



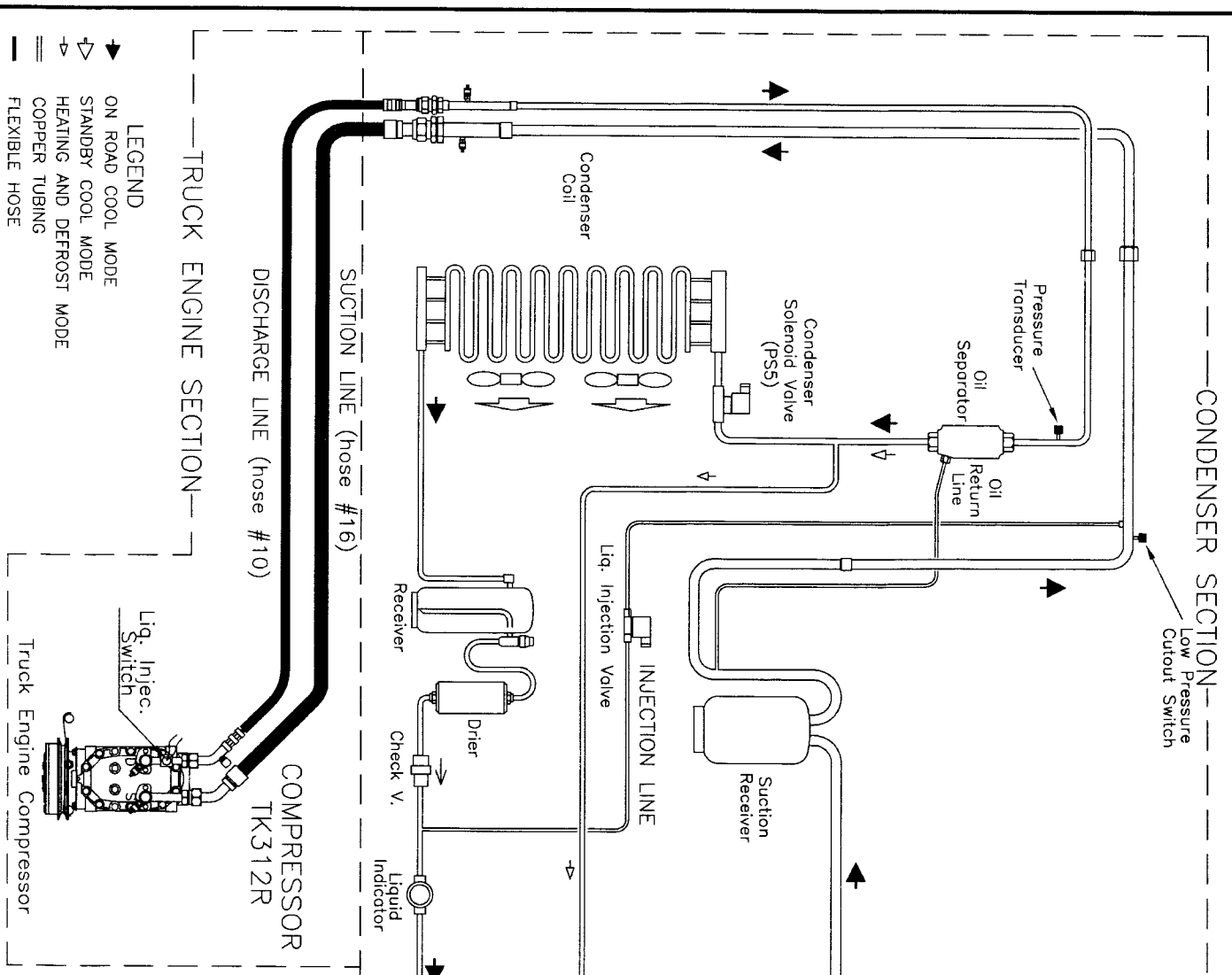
COMPRESSOR
TM16

ITEM	PART NUMBER	REV.	DESCRIPTION	QTY.	MATL. SPEC'S
LIST OF MATERIAL					
REFRIGERATION DIAGRAM					
V-400 MAX30					
SHEET 1 OF 2					
DRAWN: JORDI L. DATE: 14/Oct/03					
CHECKED: A. SENDINO DATE: 06/May/04					
APPROVED: JORDI L. DATE: 06/May/04					
THIS PRINT SUPERSEDES ANY OF EARLIER DATE. DESTROY SAME.					
MATERIAL: FINISH: SCALE: LIQUID INDICATOR: CHECK VALVE: DRIER: RECEIVER: LIQ. INJEC. SWITCH: TRUCK ENGINE COMPRESSOR					
DRAWING NUMBER					REV.
1E19976					A1

- LEGEND
- ON ROAD COOL MODE
 - STANDBY COOL MODE
 - HEATING AND DEFROST MODE
 - COPPER TUBING
 - FLEXIBLE HOSE

THIS DOCUMENT CONTAINS PROPRIETARY INFORMATION OF THERMO KING CORPORATION. IT IS TRANSMITTED TO YOU IN CONFIDENCE AND TRUST, AND IS TO BE KEPT CONFIDENTIAL. IT IS TO BE USED ONLY FOR THE PURPOSES FOR WHICH IT WAS TRANSMITTED, WITHOUT THE PRIOR WRITTEN PERMISSION OF THERMO KING CORPORATION.

REVISIONS						
ECO	SYM	DESCRIPTION	DATE	BY	CHK	APP



ITEM	PART NUMBER	REV.	DESCRIPTION	QTY.	MAT'L SPECS
LIST OF MATERIAL					

DRAWN JORDI L. CHECKED A. SENDINO APPROVED JORDI L.	DATE 14/Oct/03 06/Mov/04 06/Mov/04	REFRIGERATION DIAGRAM V-400 MAX30	
THE PAINT SUPERSEDES ANY OF THE FINISH DATE. DESIGN S.M.K.	SCALE SHEET 2 of 2	MATERIAL: FINISH:	DRAWING NUMBER 1E19976
THIS DOCUMENT CONTAINS PROPRIETARY INFORMATION OF THE THERMO KING CORPORATION. IT IS TRANSMITTED TO YOU IN CONFIDENCE AND TRUST, AND IS TO BE KEPT CONFIDENTIAL. IT IS NOT TO BE REPRODUCED, COPIED, OR TRANSMITTED IN ANY MANNER WITHOUT THE PRIOR WRITTEN PERMISSION OF THERMO KING CORPORATION.	REV.	A1	REV.

TRUCK ENGINE SECTION

DISCHARGE LINE (hose #10)

SUCTION LINE (hose #16)

CONDENSER SECTION

EVAPORATOR SECTION (WITH HEATING)

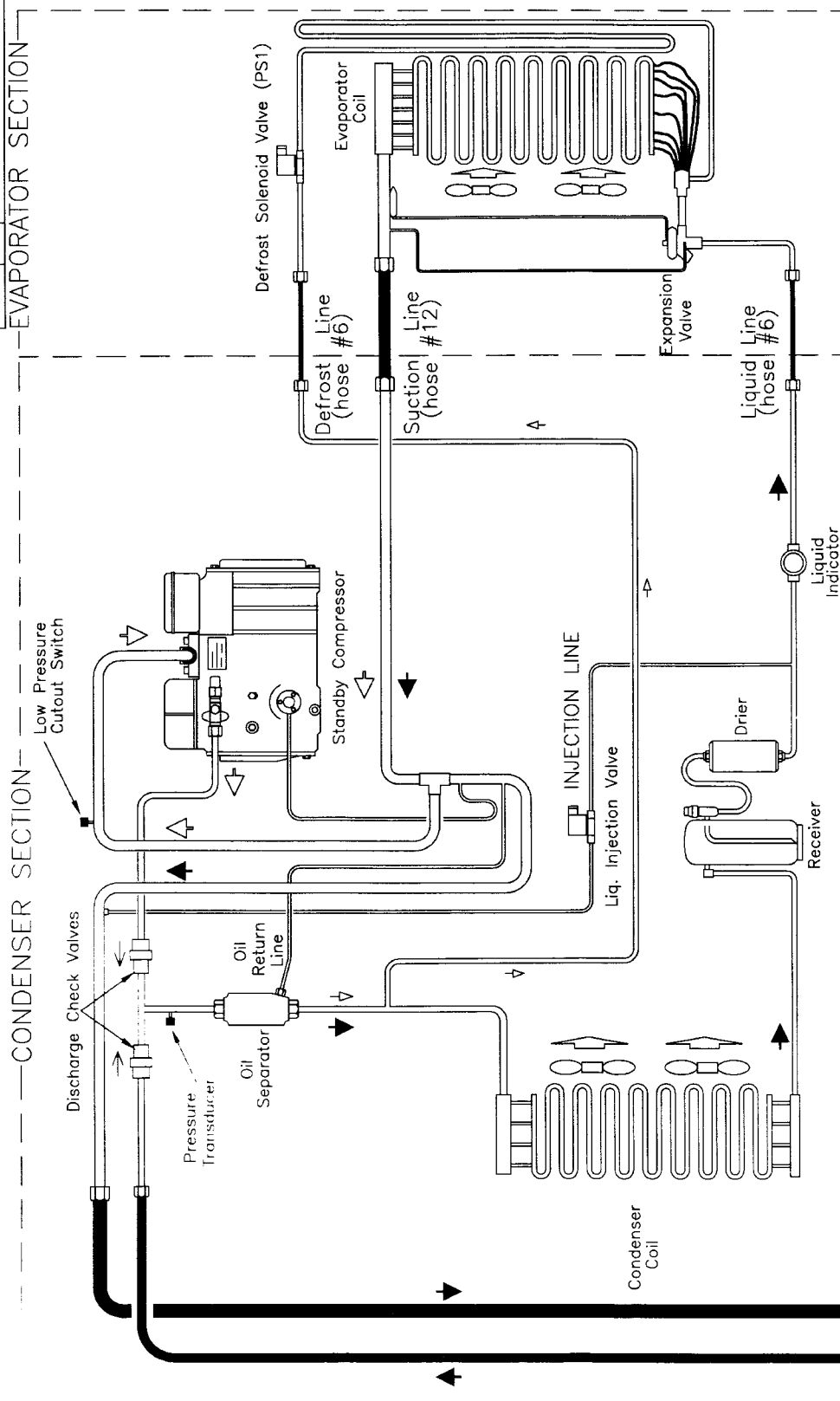
COMPRESSOR TK312R

V-400 MAX50 Plus

- LEGEND
- ▶ ON ROAD COOL MODE
 - ◀ STANDBY COOL MODE
 - ↔ HEATING AND DEFROST MODE
 - ══ COPPER TUBING
 - FLEXIBLE HOSE

REVISIONS

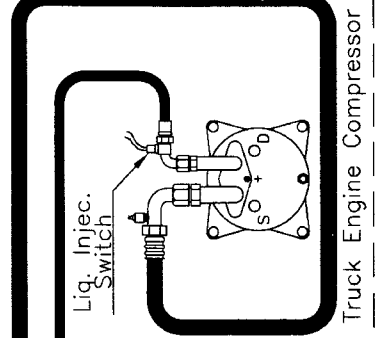
ECO	SYM	DESCRIPTION	DATE	BY	CHK	APP
504666	A	RELEASED	14/Oct/03	JL	AS	JL
-	A1	UPDATE DRAWING	04/Jun/04	JL	.	.



EVAPORATOR SECTION

CONDENSER SECTION

COMPRESSOR
TM16



Truck Engine Compressor

TRUCK ENGINE SECTION

- LEGEND
- ON ROAD COOL MODE
 - ⇄ STANDBY COOL MODE
 - ⇄ HEATING AND DEFROST MODE
 - == COPPER TUBING
 - FLEXIBLE HOSE

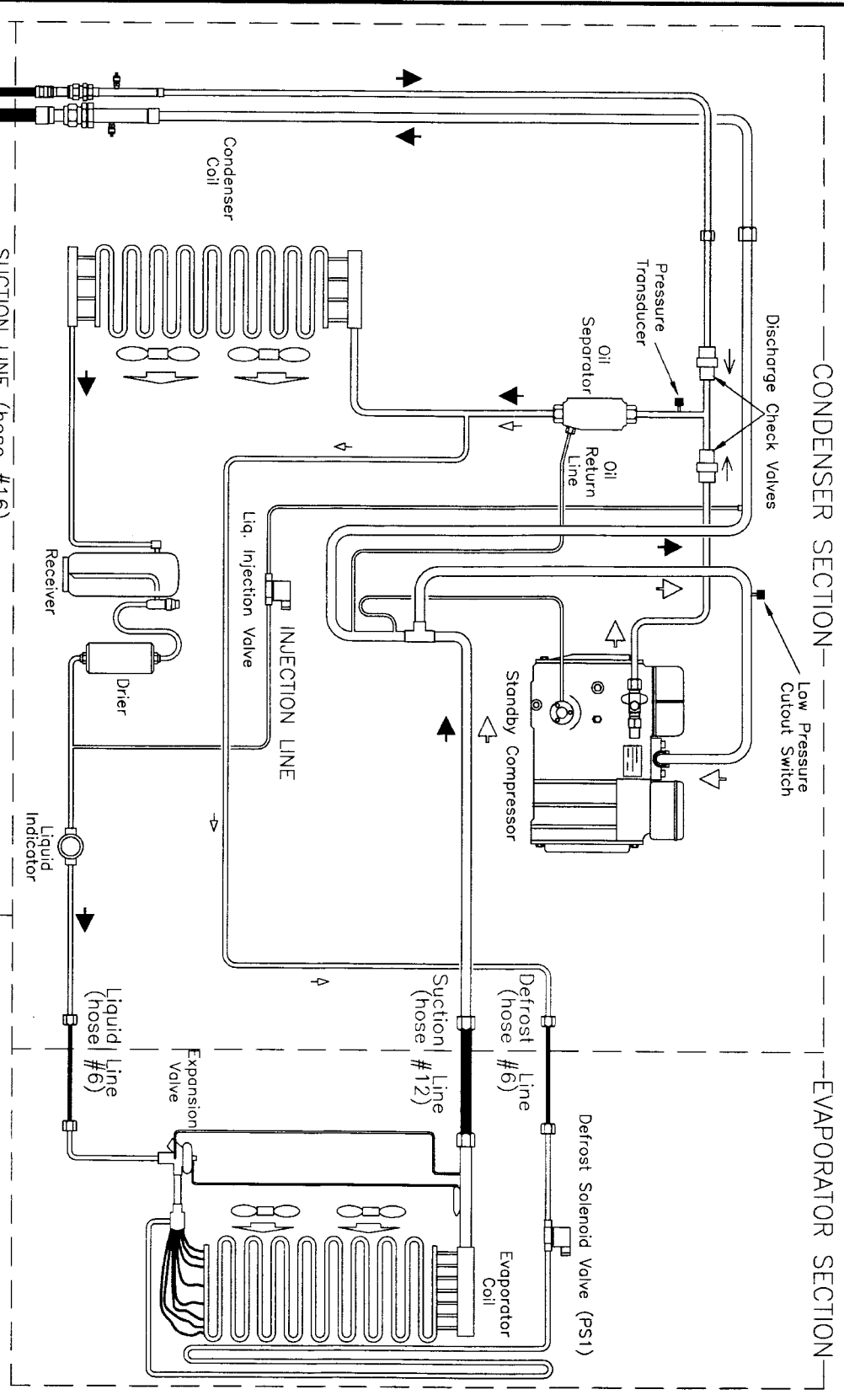
ITEM	PART NUMBER	REV.	DESCRIPTION	QTY.	MAT'L. SPECS
LIST OF MATERIAL					
REFRIGERATION DIAGRAM V-400 MAX20					
SHEET 1 of 2					
DRAWN	JORDI L.	DATE	14/Oct/03		
CHECKED	A. SENDINO	DATE	06/May/04		
APPROVED	JORDI L.	DATE	06/May/04		
THIS PRINT SUPERSEDES ANY OF EARLIER DATE. DESTROY SAME.					
SCALE			MATERIAL: FINISH:		
DRAWING NUMBER			REV.		
1E19977			A1		

THIS DOCUMENT CONTAINS PROPRIETARY INFORMATION OF THE THERMO KING CORPORATION. IT IS TRANSMITTED TO YOU IN CONFIDENCE AND TRUST, AND IS TO BE RETURNED UPON REQUEST. ITS CONTENTS MAY NOT BE DISCLOSED IN WHOLE OR IN PART TO OTHERS OR USED FOR OTHER THAN THE PURPOSE FOR WHICH TRANSMITTED WITHOUT THE PRIOR WRITTEN PERMISSION OF THERMO KING CORPORATION.



ECO	SYM	DESCRIPTION	DATE	BY	CHK	APP
-----	-----	-------------	------	----	-----	-----

REVISIONS



V-400 MAX20 Plus

LIST OF MATERIAL

ITEM	PART NUMBER	REV	DESCRIPTION	QTY	MATL SPEC'S
------	-------------	-----	-------------	-----	-------------

REFRIGERATION DIAGRAM

V-400 MAX20

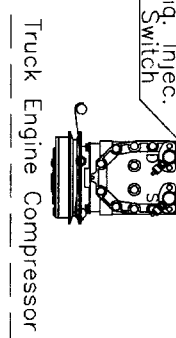


DRAWN	JORDI L.	DATE	14/Oct/03
CHECKED	A. SENDINO	DATE	06/May/04
APPROVED	JORDI L.	DATE	06/May/04

MATERIAL:	FINISH:	SCALE:
SHEET 2 of 2		

DRAWING NUMBER	1E19977
REV.	A1

- LEGEND
- ▶ ON ROAD COOL MODE
 - ◀ STANDBY COOL MODE
 - ◀ HEATING AND DEFOST MODE
 - ══ COPPER TUBING
 - FLEXIBLE HOSE

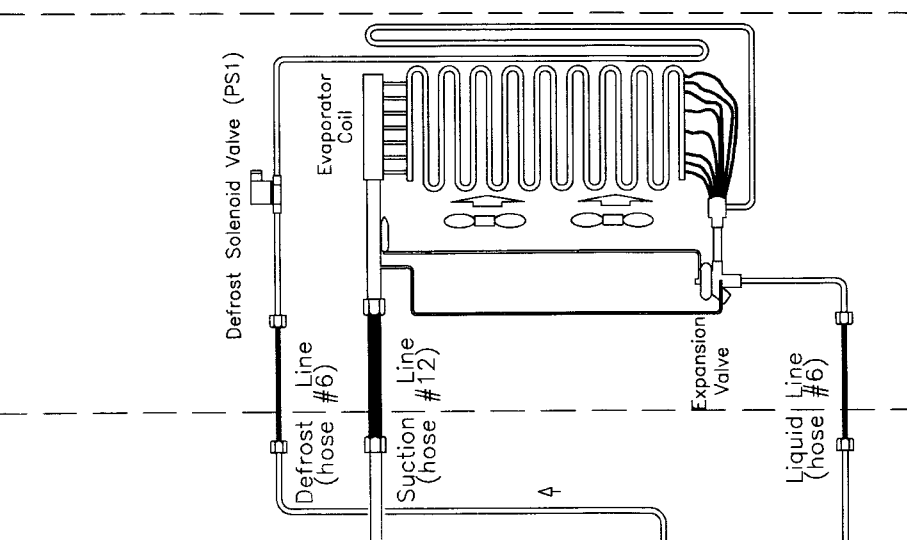


THIS DOCUMENT CONTAINS PROPRIETARY INFORMATION OF THE THERMO KING CORPORATION. IT IS TRANSMITTED TO YOU IN CONFIDENCE AND TRUST, AND IS TO BE RETURNED UPON REQUEST. ITS CONTENTS MAY NOT BE DISCLOSED IN WHOLE OR IN PART TO OTHERS OR USED FOR OTHER THAN THE PURPOSE FOR WHICH TRANSMITTED WITHOUT THE PRIOR WRITTEN PERMISSION OF THERMO KING CORPORATION.

REVISIONS

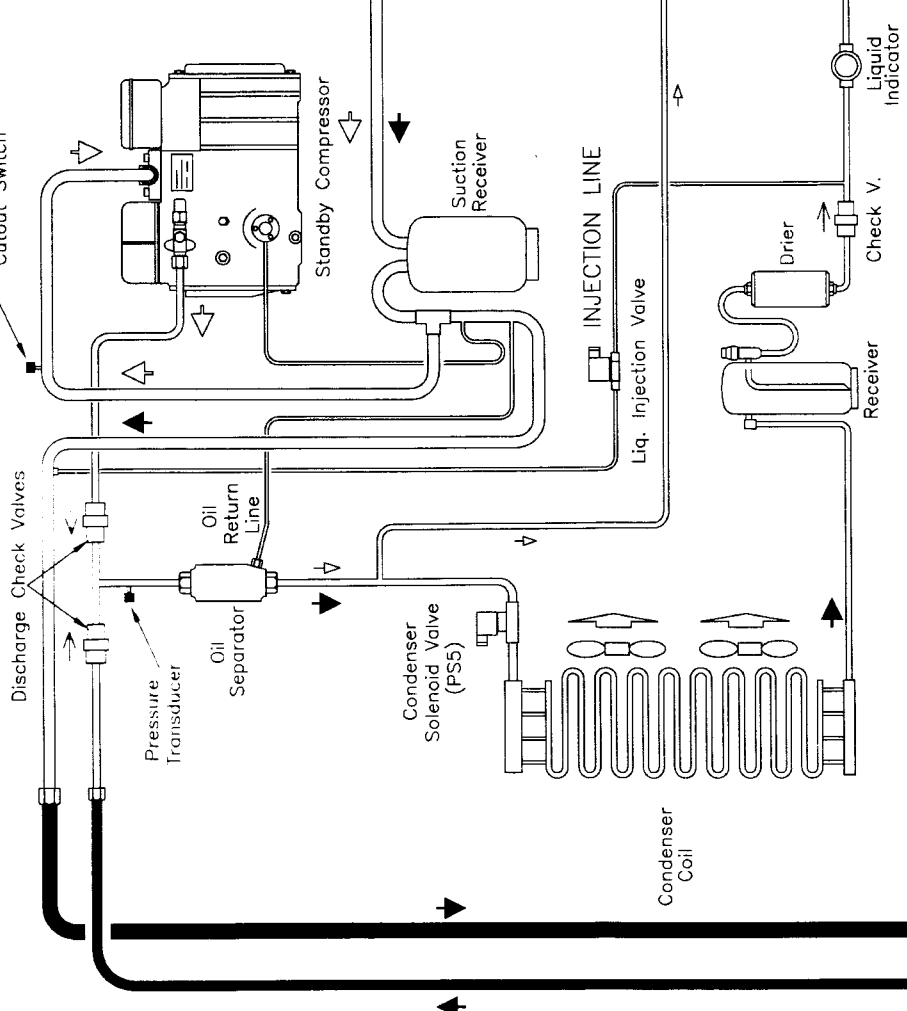
ECO	SYM	DESCRIPTION	DATE	BY	CHK APP
504666	A	RELEASED	14/Oct/03	JL	AS JL
-	A1	UPDATE DRAWING	04/Jun/04	JL	

EVAPORATOR SECTION
(WITH HEATING)



COMPRESSOR
TM16

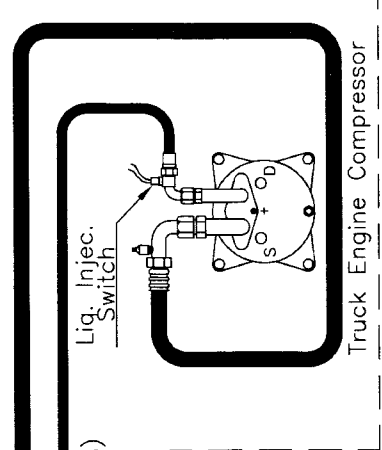
CONDENSER SECTION



SUCTION LINE (hose #12)

DISCHARGE LINE (hose #8)

TRUCK ENGINE SECTION

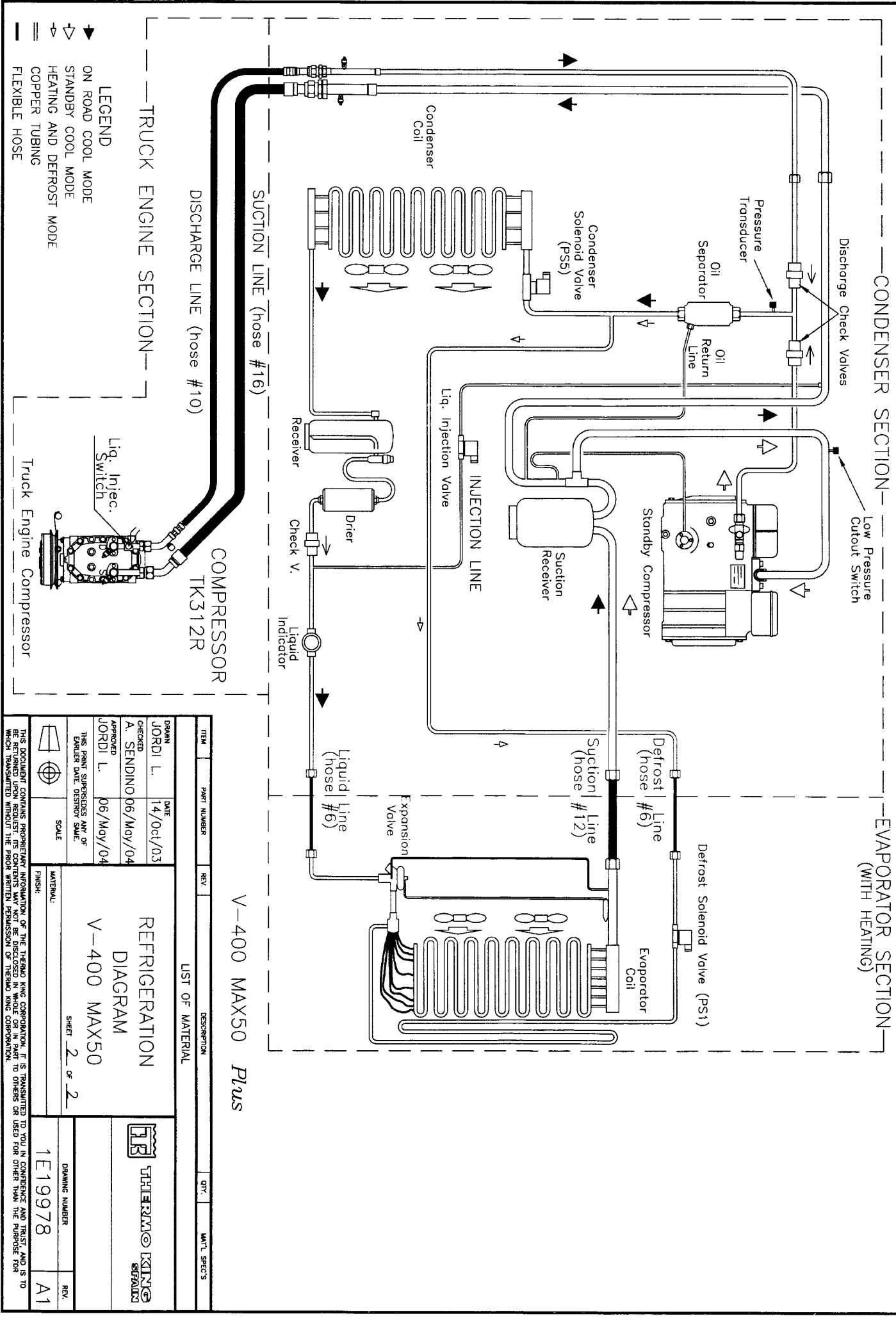


- LEGEND
- ➔ ON ROAD COOL MODE
 - ➡ STANDBY COOL MODE
 - ➦ HEATING AND DEFROST MODE
 - ══ COPPER TUBING
 - FLEXIBLE HOSE

ITEM	PART NUMBER	REV.	DESCRIPTION	QTY.	MAT'L SPEC'S
LIST OF MATERIAL					
REFRIGERATION DIAGRAM V-400 MAX50					
SHEET 1 of 2					
DRAWN JORDI L.		DATE 14/Oct/03			
CHECKED A. SENDINO		DATE 06/May/04			
APPROVED JORDI L.		DATE 06/May/04			
THIS PRINT SUPERSEDES ANY OF EARLIER DATE. DESTROY SAME.					
MATERIAL:		SCALE	FINISH:		
DRAWING NUMBER		REV.	MATERIAL SPEC'S		
1E19978		A1			

THIS DOCUMENT CONTAINS PROPRIETARY INFORMATION OF THE THERMO KING CORPORATION. IT IS TRANSMITTED TO YOU IN CONFIDENCE AND TRUST, AND IS TO BE RETURNED UPON REQUEST. ITS CONTENTS MAY NOT BE DISCLOSED IN WHOLE OR IN PART TO OTHERS OR USED FOR OTHER THAN THE PURPOSE FOR WHICH TRANSMITTED WITHOUT THE PRIOR WRITTEN PERMISSION OF THERMO KING CORPORATION.





V-400 MAX50 Plus

ITEM	PART NUMBER	REV.	DESCRIPTION	QTY.	MAT'L SPEC'S
LIST OF MATERIAL					

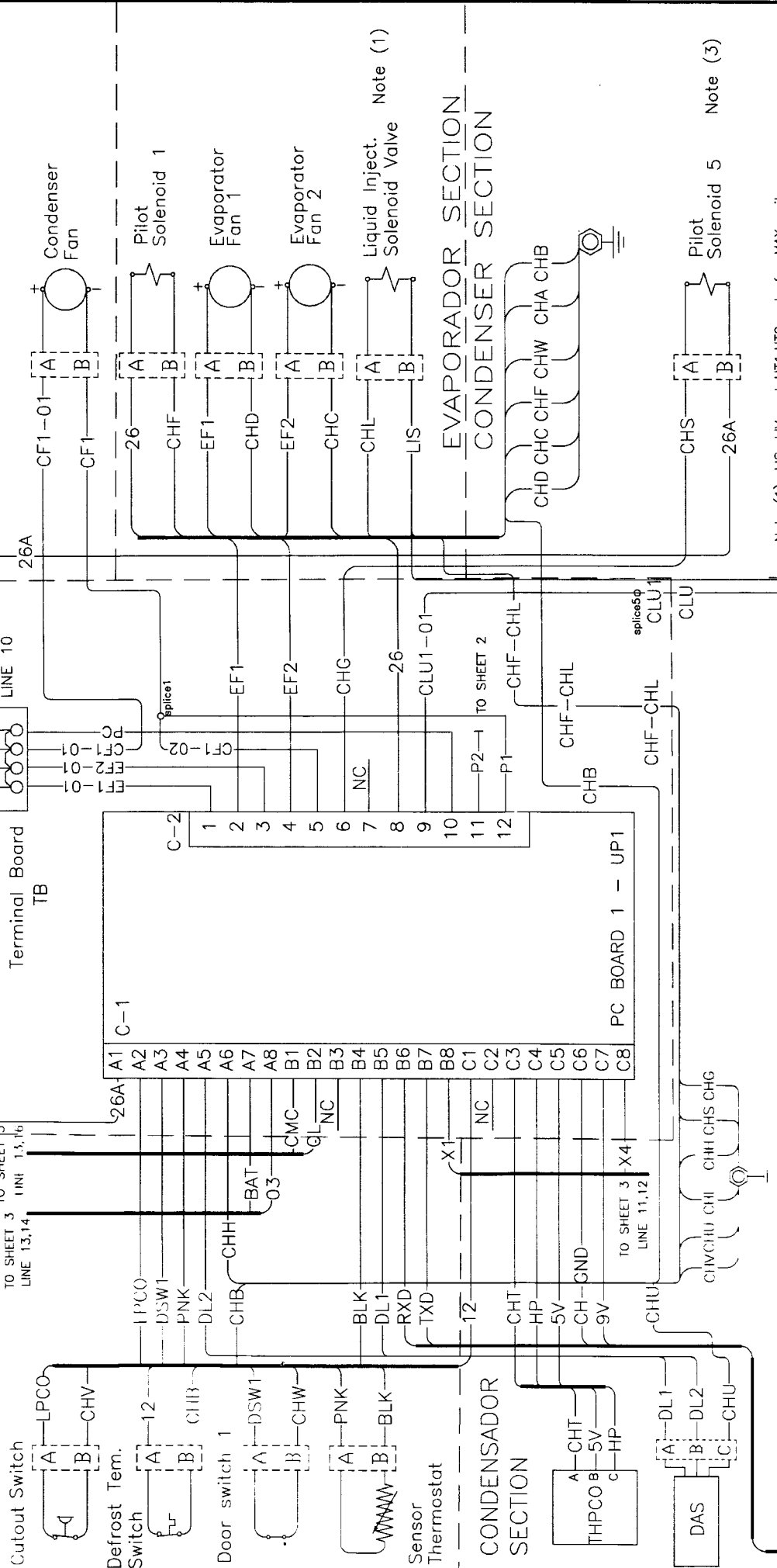
DRAWN JORDI L. 14/Oct/03 CHECKED A. SENDINO 06/May/04 Approved JORDI L. 06/May/04 THIS PRINT SUPERSEDES ANY OF EARLIER DATE. DESTROY SAME.	REFRIGERATION DIAGRAM V-400 MAX50 SHEET 2 of 2	THERMO KING SPAIN
--	---	-----------------------------

FINISH: MATERIAL: SCALE:	DRAWING NUMBER 1E19978	REV. A1
--------------------------------	---------------------------	------------

THIS DOCUMENT CONTAINS PROPRIETARY INFORMATION OF THE THERMO KING CORPORATION. IT IS TRANSMITTED TO YOU IN CONFIDENCE AND TRUST AND IS TO BE RETURNED UPON REQUEST. ITS CONTENTS MAY NOT BE DISCLOSED IN WHOLE OR IN PART TO OTHERS OR USED FOR OTHER THAN THE PURPOSE FOR WHICH TRANSMITTED WITHOUT THE PRIOR WRITTEN PERMISSION OF THERMO KING CORPORATION.

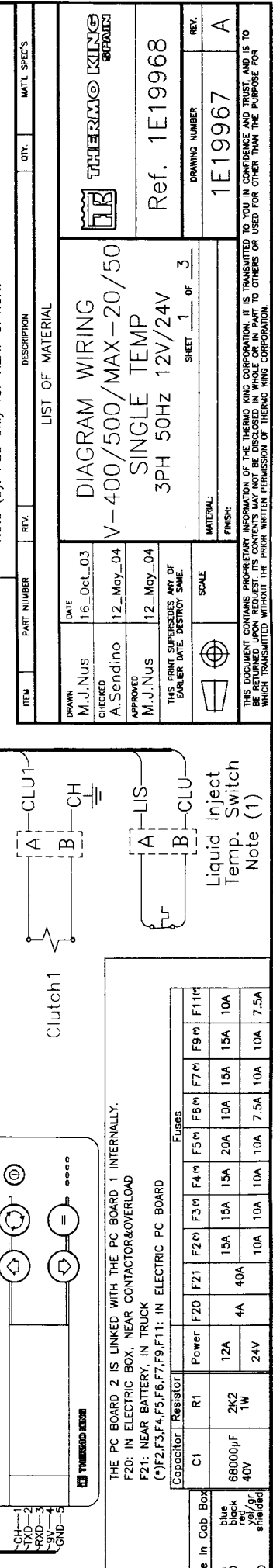
EVAPORATOR SECTION

CONDENSER SECTION



Note (1): LIS, LIV and HT1, HT2 only for MAX units.
 Note (2): EF3 will not be connected for V400 units.
 Note (3): PSS only for HEAT OPTION.

TRUCK SECTION



ITEM	PART NUMBER	REV.	DESCRIPTION	QTY.	MATL. SPEC'S
LIST OF MATERIAL					
DOWN	M.J.Nus	DATE	16_Oct_03		
CHECKED	A.Sandino	12_May_04			
APPROVED	M.J.Nus	12_May_04			
THIS PRINT SUPERSEDES ANY OF EARLIER DATE. DESTROY SAME.					
SCALE					
MATERIAL:					
FINISH:					
SHEET 1 OF 3					
DRAWING NUMBER 1E19967					
REV. A					
Ref. 1E19968					

DIAGRAM WIRING
 V-400/500/MAX-20/50
 SINGLE TEMP
 3PH 50Hz 12V/24V

THE DOCUMENT CONTAINS PROPRIETARY INFORMATION OF THERMO KING CORPORATION. IT IS TRANSMITTED TO YOU IN CONFIDENCE AND TRUST, AND IS TO BE RETURNED TO THERMO KING CORPORATION IMMEDIATELY UPON REQUEST. NO PARTS OR OTHERS OR USED FOR OTHER THAN THE PURPOSE FOR WHICH TRANSMITTED WITHOUT THE PRIOR WRITTEN PERMISSION OF THERMO KING CORPORATION.

THE PC BOARD 2 IS LINKED WITH THE PC BOARD 1 INTERNALLY.
 F20: IN ELECTRIC BOX, NEAR CONTACTOR&OVERLOAD
 F21: NEAR BATTERY, IN TRUCK
 (*) F2,F3,F4,F5,F6,F7,F9,F11: IN ELECTRIC PC BOARD

Wire In Cab Box	Capacitor	Resistor	Power	F20	F21	F22	F3	F4	F5	F6	F7	F9	F11
TXD	68000µF	2K2	12A	15A	15A	15A	15A	15A	20A	10A	15A	15A	10A
RXD	40V	1W	24V	4A	4A	4A	4A	4A	10A	10A	10A	10A	7.5A
CH													
GND													

Liquid Inject Temp. Switch Note (1)

Clutch1

TO SHEET 3 LINE 11,12

TO SHEET 3 LINE 13,14

TO SHEET 3 LINE 15,16

TO SHEET 2

TO SHEET 10

TO SHEET 2

TO SHEET 2

TO SHEET 2

TO SHEET 2

TO SHEET 2

TO SHEET 2

TO SHEET 2

TO SHEET 2

TO SHEET 2

TO SHEET 2

TO SHEET 2

TO SHEET 2

TO SHEET 2

TO SHEET 2

TO SHEET 2

TO SHEET 2

TO SHEET 2

TO SHEET 2

TO SHEET 2

TO SHEET 2

TO SHEET 2

TO SHEET 2

TO SHEET 2

TO SHEET 2

TO SHEET 2

TO SHEET 2

TO SHEET 2

TO SHEET 2

TO SHEET 2

TO SHEET 2

TO SHEET 2

TO SHEET 2

TO SHEET 2

TO SHEET 2

TO SHEET 2

TO SHEET 2

TO SHEET 2

TO SHEET 2

TO SHEET 2

TO SHEET 2

TO SHEET 2

TO SHEET 2

TO SHEET 2

TO SHEET 2

TO SHEET 2

TO SHEET 2

TO SHEET 2

TO SHEET 2

TO SHEET 2

TO SHEET 2

TO SHEET 2

TO SHEET 2

TO SHEET 2

TO SHEET 2

TO SHEET 2

TO SHEET 2

TO SHEET 2

TO SHEET 2

TO SHEET 2

TO SHEET 2

TO SHEET 2

TO SHEET 2

TO SHEET 2

TO SHEET 2

TO SHEET 2

TO SHEET 2

TO SHEET 2

TO SHEET 2

TO SHEET 2

TO SHEET 2

TO SHEET 2

TO SHEET 2

TO SHEET 2

TO SHEET 2

TO SHEET 2

TO SHEET 2

TO SHEET 2

TO SHEET 2

TO SHEET 2

TO SHEET 2

TO SHEET 2

TO SHEET 2

TO SHEET 2

TO SHEET 2

TO SHEET 2

TO SHEET 2

TO SHEET 2

TO SHEET 2

TO SHEET 2

TO SHEET 2

TO SHEET 2

TO SHEET 2

TO SHEET 2

TO SHEET 2

TO SHEET 2

TO SHEET 2

TO SHEET 2

TO SHEET 2

TO SHEET 2

TO SHEET 2

TO SHEET 2

TO SHEET 2

TO SHEET 2

TO SHEET 2

TO SHEET 2

TO SHEET 2

TO SHEET 2

TO SHEET 2

TO SHEET 2

TO SHEET 2

TO SHEET 2

TO SHEET 2

TO SHEET 2

TO SHEET 2

TO SHEET 2

TO SHEET 2

TO SHEET 2

TO SHEET 2

TO SHEET 2

TO SHEET 2

TO SHEET 2

TO SHEET 2

TO SHEET 2

TO SHEET 2

TO SHEET 2

TO SHEET 2

TO SHEET 2

TO SHEET 2

TO SHEET 2

TO SHEET 2

TO SHEET 2

TO SHEET 2

TO SHEET 2

TO SHEET 2

TO SHEET 2

TO SHEET 2

TO SHEET 2

TO SHEET 2

TO SHEET 2

TO SHEET 2

TO SHEET 2

TO SHEET 2

TO SHEET 2

TO SHEET 2

TO SHEET 2

TO SHEET 2

TO SHEET 2

TO SHEET 2

TO SHEET 2

TO SHEET 2

TO SHEET 2

TO SHEET 2

TO SHEET 2

TO SHEET 2

TO SHEET 2

TO SHEET 2

TO SHEET 2

TO SHEET 2

TO SHEET 2

TO SHEET 2

TO SHEET 2

TO SHEET 2

TO SHEET 2

TO SHEET 2

TO SHEET 2

TO SHEET 2

TO SHEET 2

TO SHEET 2

TO SHEET 2

TO SHEET 2

TO SHEET 2

TO SHEET 2

TO SHEET 2

TO SHEET 2

TO SHEET 2

TO SHEET 2

TO SHEET 2

TO SHEET 2

TO SHEET 2

TO SHEET 2

TO SHEET 2

TO SHEET 2

TO SHEET 2

TO SHEET 2

TO SHEET 2

TO SHEET 2

TO SHEET 2

TO SHEET 2

TO SHEET 2

TO SHEET 2

TO SHEET 2

TO SHEET 2

TO SHEET 2

TO SHEET 2

TO SHEET 2

TO SHEET 2

TO SHEET 2

TO SHEET 2

TO SHEET 2

TO SHEET 2

TO SHEET 2

TO SHEET 2

TO SHEET 2

TO SHEET 2

TO SHEET 2

TO SHEET 2

TO SHEET 2

TO SHEET 2

TO SHEET 2

TO SHEET 2

TO SHEET 2

TO SHEET 2

TO SHEET 2

TO SHEET 2

TO SHEET 2

TO SHEET 2

TO SHEET 2

TO SHEET 2

TO SHEET 2

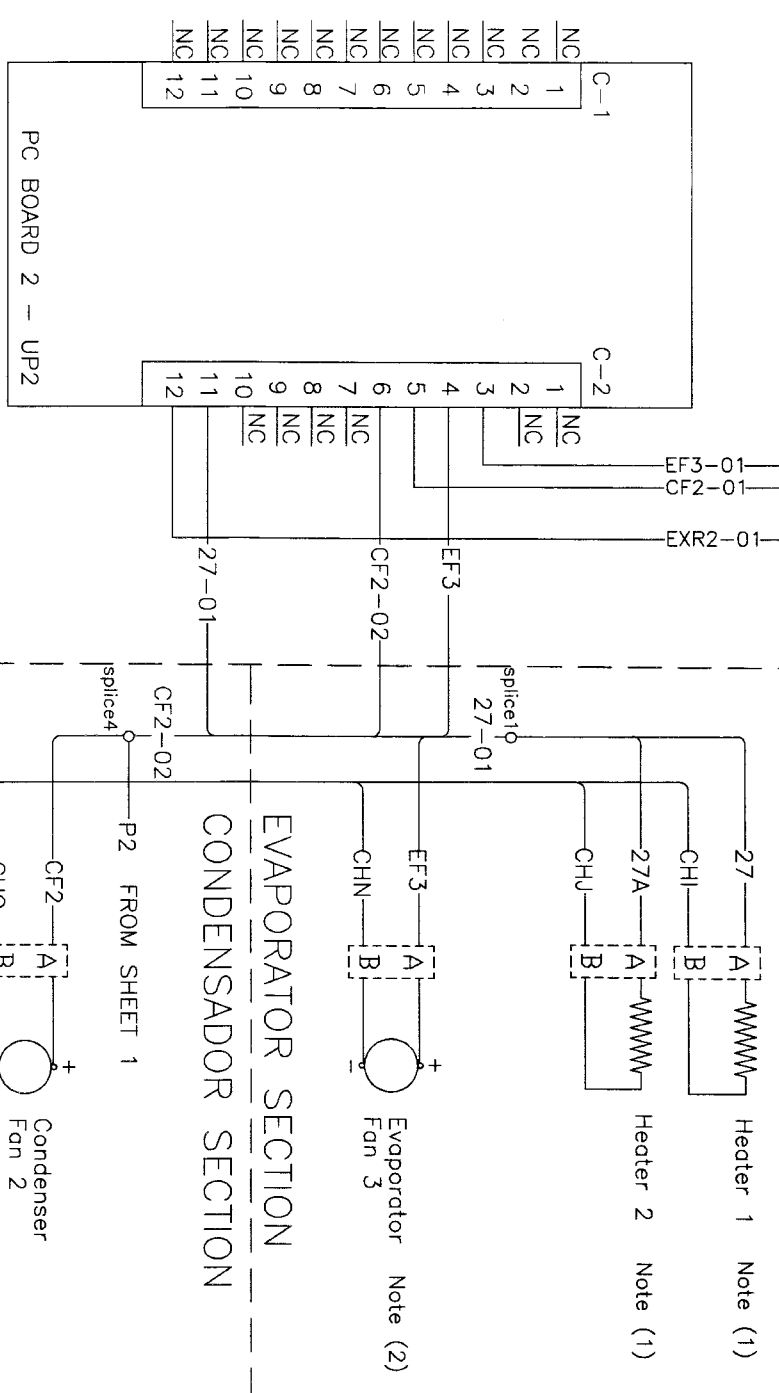
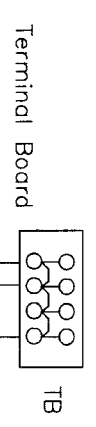
TO SHEET 2

TO SHEET 2

TO SHEET 2

TO SHEET 2

CONTROL BOX



Note (1): US, LV and HT1,HT2 only for MAX units.
 Note (2): EF3 will not be connected for V400 units.
 Note (3): PSS only for HEAT OPTION.

THE PC BOARD 2 IS LINKED WITH THE PC BOARD 1 INTERNALLY.
 F20: IN ELECTRIC BOX, NEAR CONTACTOR&OVERLOAD
 F21: NEAR BATTERY, IN TRUCK
 (*)F2,F3,F4,F5,F6,F7,F9,F11: IN ELECTRIC PC BOARD

Wire In Cab Box	Color	Value	Power	F20	F21	F2 (a)	F3 (a)	F4 (a)	F5 (a)	F6 (a)	F7 (a)	F9 (a)	F11 (a)
68000uF	blue	2K2	12A	4A	40A	15A	15A	15A	20A	10A	15A	15A	10A
40V	red	1W	24V			10A	10A	10A	10A	7.5A	10A	10A	7.5A

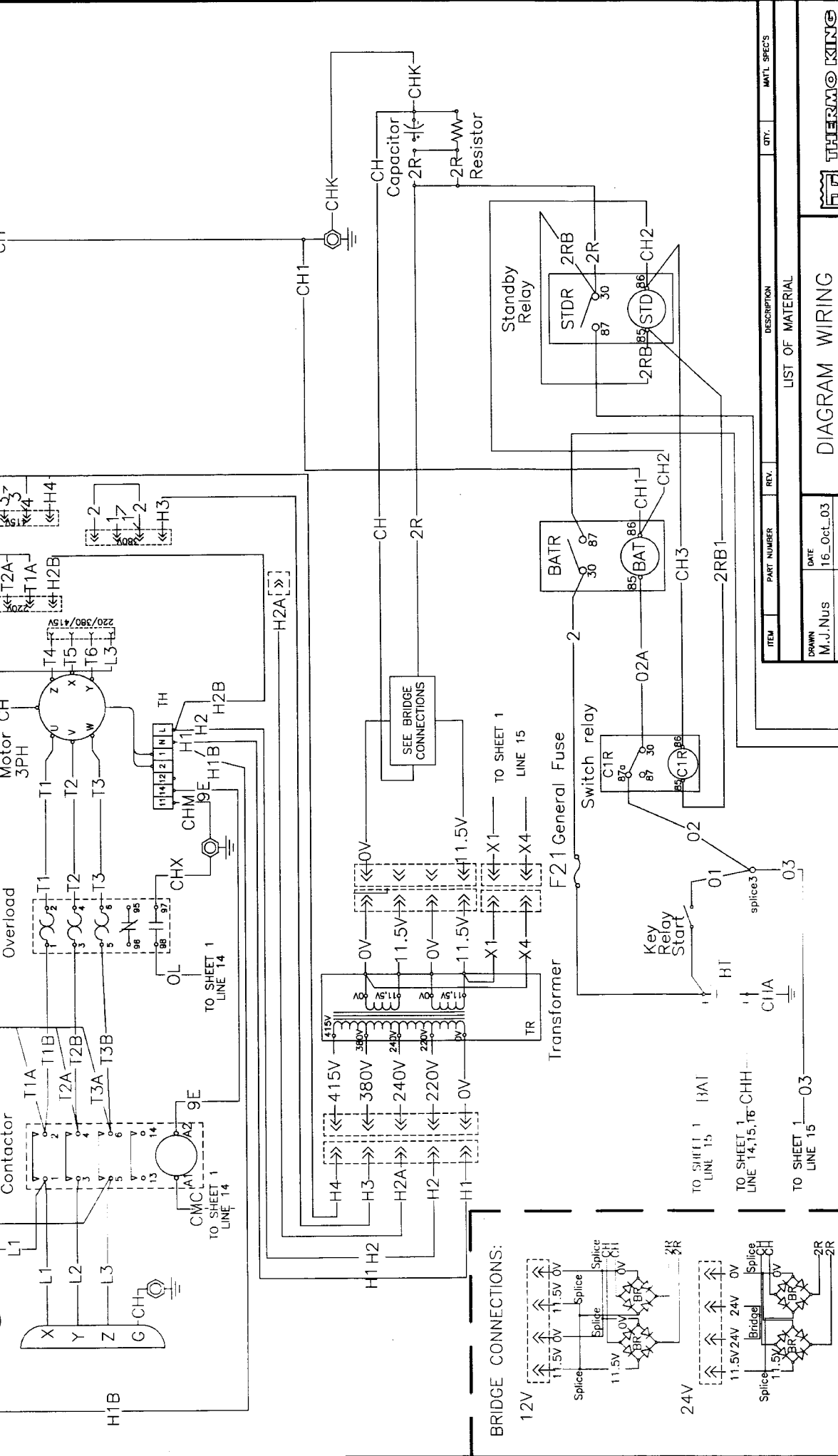
ITEM	PART NUMBER	REV.	DESCRIPTION	QTY.	MAT. SPECS
LIST OF MATERIAL					
DRAWN: M.J.NUS DATE: 16_Oct_03					
CHECKED: A.Sendingo DATE: 12_May_04					
APPROVED: M.J.NUS DATE: 12_May_04					
THIS PRINT SUPERSEDES ANY OF EARLIER DATE DISTRIB SAME.					
SCALE					
MATERIAL: FINISH: SHEET 2 OF 3					
DIAGRAM WIRING					
V-400/500/MAX-20/50					
SINGLE TEMP					
3PH 50HZ 12V/24V					
Ref. 1E19967					
DRAWING NUMBER: 1E19967					
REV. A					



SEPARATED

THIS DOCUMENT CONTAINS PROPRIETARY INFORMATION OF THE THERMO KING CORPORATION. IT IS TRANSMITTED TO YOU IN CONFIDENCE AND TRUST AND IS TO BE RETURNED UPON REQUEST. ITS CONTENTS MAY NOT BE DISCLOSED IN WHOLE OR IN PART TO OTHERS OR USED FOR OTHER THAN THE PURPOSE FOR WHICH TRANSMITTED WITHOUT THE PRIOR WRITTEN PERMISSION OF THERMO KING CORPORATION.

3PH



Transformer F20
Motor Contactor
Motor Overload
VAC Motor CH
Standby Relay
Switch relay
Key Relay Start
Transformer
F21 General Fuse
Capacitor
Resistor

BRIDGE CONNECTIONS:

12V	11.5V 0V	11.5V 0V
24V	11.5V 24V	24V 0V

TO SHEET 1 LINE 15
TO SHEET 1 LINE 15, 16
TO SHEET 1 LINE 15

Terminal board TB TO SHEET 1 LINE 10

2A2RA

THE PC BOARD 2 IS LINKED WITH THE PC BOARD 1 INTERNALLY.
F20: IN ELECTRIC BOX, NEAR CONTACTOR&OVERLOAD
F21: NEAR BATTERY, IN TRUCK
(*F2,F3,F4,F5,F6,F7,F9,F11: IN ELECTRIC PC BOARD

Fuses	
F20	F21
4A	10A
15A	15A
15A	20A
10A	10A
10A	10A
10A	7.5A
10A	10A
10A	7.5A

Wire In Cab Box	C1	R1	Power	F20	F21	F3	F4	F5	F6	F7	F9	F11
blue	68000uF	2K2	12A	4A	10A	10A	10A	10A	10A	10A	10A	7.5A
black		1W	24V									
yellow/green												
shielded												

LIST OF MATERIAL

ITEM	PART NUMBER	REV.	DESCRIPTION	QTY.	MATL. SPECS
DIAGRAM WIRING					
V-400/500/MAX-20/50					
SINGLE TEMP					
3PH 50Hz 12V/24V					
SHEET 3 of 3					

DATE: 16_Oct_03
CHECKED: A.Sendino
APPROVED: M.J.Nus

THIS PRINT SUPERSEDES ANY OF EARLIER DATE. DESTROY SAME.

SCALE:

MATERIAL: FINISH

DRAWING NUMBER: 1E19967

REV. A

Ref. 1E19968

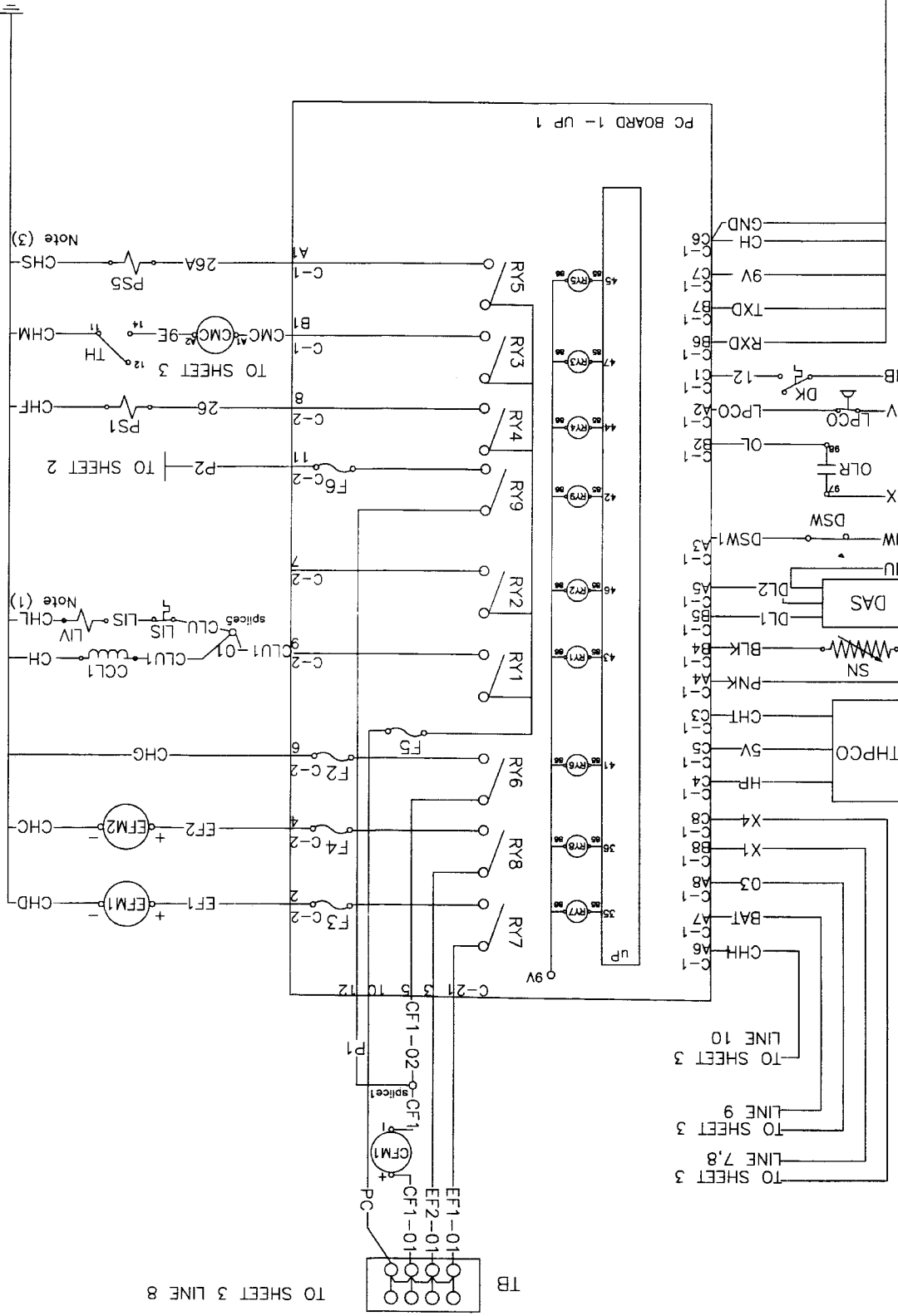
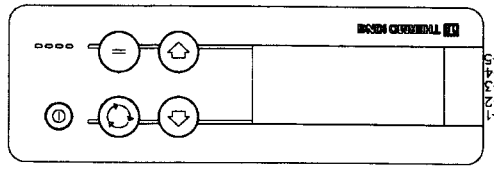
THERMO KING SPAIN

THIS DOCUMENT CONTAINS PROPRIETARY INFORMATION OF THE THERMO KING CORPORATION. IT IS TRANSMITTED TO YOU IN CONFIDENCE AND TRUST, AND IS TO BE RETURNED UPON REQUEST. ITS CONTENTS MAY NOT BE DISCLOSED IN WHOLE OR IN PART WITHOUT THE WRITTEN PERMISSION OF THERMO KING CORPORATION.

Wire in Cab Box	TXD	black	
	RXD	black	
	9V	red	
	4V	red	
	GND	shielded	
Capacitor	C1	6800µF	40V
Resistor	R1	2K2	1W
	Power	12A	24V
	F20	4A	40A
	F21	15A	10A
	F2m	15A	10A
	F3m	15A	10A
	F4m	15A	10A
	F5m	20A	10A
	F6m	7.5A	10A
	F7m	10A	10A
	F9m	10A	10A
	F11m	10A	7.5A

F20: IN ELECTRIC BOX, NEAR CONTACTOR&OVERLOAD
F21: NEAR BATTERY, IN TRUCK
(*F2,F3,F4,F5,F6,F7,F9,F11: IN ELECTRIC PC BOARD

THE PC BOARD 2 IS LINKED WITH THE PC BOARD 1 INTERNALLY.



- IDENT. LEGEND
- CCL1 COMPRESSOR CLUTCH 7.8
 - CFM1 CONDENSER FAN MOTOR 2.3
 - DAS DATA LOGGER 8
 - DSW DOOR SWITCH 11
 - EFM1 EVAPORATOR FAN MOTOR 9
 - EFM2 EVAPORATOR FAN MOTOR 6
 - EFM3 EVAPORATOR FAN MOTOR 6
 - EFM4 EVAPORATOR FAN MOTOR 6
 - EFM5 EVAPORATOR FAN MOTOR 6
 - EFM6 EVAPORATOR FAN MOTOR 6
 - EFM7 EVAPORATOR FAN MOTOR 6
 - EFM8 EVAPORATOR FAN MOTOR 6
 - EFM9 EVAPORATOR FAN MOTOR 6
 - EFM10 EVAPORATOR FAN MOTOR 6
 - EFM11 EVAPORATOR FAN MOTOR 6
 - EFM12 EVAPORATOR FAN MOTOR 6
 - EFM13 EVAPORATOR FAN MOTOR 6
 - EFM14 EVAPORATOR FAN MOTOR 6
 - EFM15 EVAPORATOR FAN MOTOR 6
 - EFM16 EVAPORATOR FAN MOTOR 6
 - EFM17 EVAPORATOR FAN MOTOR 6
 - EFM18 EVAPORATOR FAN MOTOR 6
 - EFM19 EVAPORATOR FAN MOTOR 6
 - EFM20 EVAPORATOR FAN MOTOR 6
 - EFM21 EVAPORATOR FAN MOTOR 6
 - EFM22 EVAPORATOR FAN MOTOR 6
 - EFM23 EVAPORATOR FAN MOTOR 6
 - EFM24 EVAPORATOR FAN MOTOR 6
 - EFM25 EVAPORATOR FAN MOTOR 6
 - EFM26 EVAPORATOR FAN MOTOR 6
 - EFM27 EVAPORATOR FAN MOTOR 6
 - EFM28 EVAPORATOR FAN MOTOR 6
 - EFM29 EVAPORATOR FAN MOTOR 6
 - EFM30 EVAPORATOR FAN MOTOR 6
 - EFM31 EVAPORATOR FAN MOTOR 6
 - EFM32 EVAPORATOR FAN MOTOR 6
 - EFM33 EVAPORATOR FAN MOTOR 6
 - EFM34 EVAPORATOR FAN MOTOR 6
 - EFM35 EVAPORATOR FAN MOTOR 6
 - EFM36 EVAPORATOR FAN MOTOR 6
 - EFM37 EVAPORATOR FAN MOTOR 6
 - EFM38 EVAPORATOR FAN MOTOR 6
 - EFM39 EVAPORATOR FAN MOTOR 6
 - EFM40 EVAPORATOR FAN MOTOR 6
 - EFM41 EVAPORATOR FAN MOTOR 6
 - EFM42 EVAPORATOR FAN MOTOR 6
 - EFM43 EVAPORATOR FAN MOTOR 6
 - EFM44 EVAPORATOR FAN MOTOR 6
 - EFM45 EVAPORATOR FAN MOTOR 6
 - EFM46 EVAPORATOR FAN MOTOR 6
 - EFM47 EVAPORATOR FAN MOTOR 6
 - EFM48 EVAPORATOR FAN MOTOR 6
 - EFM49 EVAPORATOR FAN MOTOR 6
 - EFM50 EVAPORATOR FAN MOTOR 6
 - EFM51 EVAPORATOR FAN MOTOR 6
 - EFM52 EVAPORATOR FAN MOTOR 6
 - EFM53 EVAPORATOR FAN MOTOR 6
 - EFM54 EVAPORATOR FAN MOTOR 6
 - EFM55 EVAPORATOR FAN MOTOR 6
 - EFM56 EVAPORATOR FAN MOTOR 6
 - EFM57 EVAPORATOR FAN MOTOR 6
 - EFM58 EVAPORATOR FAN MOTOR 6
 - EFM59 EVAPORATOR FAN MOTOR 6
 - EFM60 EVAPORATOR FAN MOTOR 6
 - EFM61 EVAPORATOR FAN MOTOR 6
 - EFM62 EVAPORATOR FAN MOTOR 6
 - EFM63 EVAPORATOR FAN MOTOR 6
 - EFM64 EVAPORATOR FAN MOTOR 6
 - EFM65 EVAPORATOR FAN MOTOR 6
 - EFM66 EVAPORATOR FAN MOTOR 6
 - EFM67 EVAPORATOR FAN MOTOR 6
 - EFM68 EVAPORATOR FAN MOTOR 6
 - EFM69 EVAPORATOR FAN MOTOR 6
 - EFM70 EVAPORATOR FAN MOTOR 6
 - EFM71 EVAPORATOR FAN MOTOR 6
 - EFM72 EVAPORATOR FAN MOTOR 6
 - EFM73 EVAPORATOR FAN MOTOR 6
 - EFM74 EVAPORATOR FAN MOTOR 6
 - EFM75 EVAPORATOR FAN MOTOR 6
 - EFM76 EVAPORATOR FAN MOTOR 6
 - EFM77 EVAPORATOR FAN MOTOR 6
 - EFM78 EVAPORATOR FAN MOTOR 6
 - EFM79 EVAPORATOR FAN MOTOR 6
 - EFM80 EVAPORATOR FAN MOTOR 6
 - EFM81 EVAPORATOR FAN MOTOR 6
 - EFM82 EVAPORATOR FAN MOTOR 6
 - EFM83 EVAPORATOR FAN MOTOR 6
 - EFM84 EVAPORATOR FAN MOTOR 6
 - EFM85 EVAPORATOR FAN MOTOR 6
 - EFM86 EVAPORATOR FAN MOTOR 6
 - EFM87 EVAPORATOR FAN MOTOR 6
 - EFM88 EVAPORATOR FAN MOTOR 6
 - EFM89 EVAPORATOR FAN MOTOR 6
 - EFM90 EVAPORATOR FAN MOTOR 6
 - EFM91 EVAPORATOR FAN MOTOR 6
 - EFM92 EVAPORATOR FAN MOTOR 6
 - EFM93 EVAPORATOR FAN MOTOR 6
 - EFM94 EVAPORATOR FAN MOTOR 6
 - EFM95 EVAPORATOR FAN MOTOR 6
 - EFM96 EVAPORATOR FAN MOTOR 6
 - EFM97 EVAPORATOR FAN MOTOR 6
 - EFM98 EVAPORATOR FAN MOTOR 6
 - EFM99 EVAPORATOR FAN MOTOR 6
 - EFM100 EVAPORATOR FAN MOTOR 6

RELAYS:

- R75 PSS
- R76 CMC
- R77 PS1
- R78 SERIAL/PARALLEL CFM1/2
- R79 9.10
- R80 7.8
- R81 CLUTCH 1, LIS,LV
- R82 6
- R83 5
- R84 4.5
- R85 EVAPORATOR FAN 1
- R86 CONDENSER FAN 2
- R87 EVAPORATOR FAN 2
- R88 CONDENSER FAN 1
- R89 6.7
- R90 EVAPORATOR FAN 2
- R91 7
- R92 6.5
- R93 7.8
- R94 7
- R95 6.7
- R96 CONDENSER FAN 1
- R97 6.7
- R98 EVAPORATOR FAN 2
- R99 7.8
- R100 6.7
- R101 7
- R102 6.5
- R103 7.8
- R104 7
- R105 6.7
- R106 CONDENSER FAN 1
- R107 6.7
- R108 EVAPORATOR FAN 2
- R109 7.8
- R110 6.7
- R111 7
- R112 6.5
- R113 7.8
- R114 7
- R115 6.7
- R116 CONDENSER FAN 1
- R117 6.7
- R118 EVAPORATOR FAN 2
- R119 7.8
- R120 6.7

FUSES:

- F20 THPCO
- F21 TH
- F22 SENSOR
- F23 HNT PILOT SOLENOID
- F24 SOLENOID VALVE
- F25 MOST DEFROST HOT GAS
- F26 OVERLOAD RELAY
- F27 CLUTCH SWITCH
- F28 LOW PRESSURE
- F29 LVC
- F30 LV
- F31 LIQUID INJECTION VALVE
- F32 EVAPORATOR FAN MOTOR
- F33 EVAPORATOR FAN MOTOR
- F34 EVAPORATOR FAN MOTOR
- F35 EVAPORATOR FAN MOTOR
- F36 EVAPORATOR FAN MOTOR
- F37 EVAPORATOR FAN MOTOR
- F38 EVAPORATOR FAN MOTOR
- F39 EVAPORATOR FAN MOTOR
- F40 EVAPORATOR FAN MOTOR
- F41 EVAPORATOR FAN MOTOR
- F42 EVAPORATOR FAN MOTOR
- F43 EVAPORATOR FAN MOTOR
- F44 EVAPORATOR FAN MOTOR
- F45 EVAPORATOR FAN MOTOR
- F46 EVAPORATOR FAN MOTOR
- F47 EVAPORATOR FAN MOTOR
- F48 EVAPORATOR FAN MOTOR
- F49 EVAPORATOR FAN MOTOR
- F50 EVAPORATOR FAN MOTOR
- F51 EVAPORATOR FAN MOTOR
- F52 EVAPORATOR FAN MOTOR
- F53 EVAPORATOR FAN MOTOR
- F54 EVAPORATOR FAN MOTOR
- F55 EVAPORATOR FAN MOTOR
- F56 EVAPORATOR FAN MOTOR
- F57 EVAPORATOR FAN MOTOR
- F58 EVAPORATOR FAN MOTOR
- F59 EVAPORATOR FAN MOTOR
- F60 EVAPORATOR FAN MOTOR
- F61 EVAPORATOR FAN MOTOR
- F62 EVAPORATOR FAN MOTOR
- F63 EVAPORATOR FAN MOTOR
- F64 EVAPORATOR FAN MOTOR
- F65 EVAPORATOR FAN MOTOR
- F66 EVAPORATOR FAN MOTOR
- F67 EVAPORATOR FAN MOTOR
- F68 EVAPORATOR FAN MOTOR
- F69 EVAPORATOR FAN MOTOR
- F70 EVAPORATOR FAN MOTOR
- F71 EVAPORATOR FAN MOTOR
- F72 EVAPORATOR FAN MOTOR
- F73 EVAPORATOR FAN MOTOR
- F74 EVAPORATOR FAN MOTOR
- F75 EVAPORATOR FAN MOTOR
- F76 EVAPORATOR FAN MOTOR
- F77 EVAPORATOR FAN MOTOR
- F78 EVAPORATOR FAN MOTOR
- F79 EVAPORATOR FAN MOTOR
- F80 EVAPORATOR FAN MOTOR
- F81 EVAPORATOR FAN MOTOR
- F82 EVAPORATOR FAN MOTOR
- F83 EVAPORATOR FAN MOTOR
- F84 EVAPORATOR FAN MOTOR
- F85 EVAPORATOR FAN MOTOR
- F86 EVAPORATOR FAN MOTOR
- F87 EVAPORATOR FAN MOTOR
- F88 EVAPORATOR FAN MOTOR
- F89 EVAPORATOR FAN MOTOR
- F90 EVAPORATOR FAN MOTOR
- F91 EVAPORATOR FAN MOTOR
- F92 EVAPORATOR FAN MOTOR
- F93 EVAPORATOR FAN MOTOR
- F94 EVAPORATOR FAN MOTOR
- F95 EVAPORATOR FAN MOTOR
- F96 EVAPORATOR FAN MOTOR
- F97 EVAPORATOR FAN MOTOR
- F98 EVAPORATOR FAN MOTOR
- F99 EVAPORATOR FAN MOTOR
- F100 EVAPORATOR FAN MOTOR

ELECTRONIC SYSTEM:

- UP1 CONTROLLER PLATFORM 1 4-14
- DISPLAY IN CAB BOX 15,16,17

DIAGRAM SCHEMATIC
V-400/500/MAX-20/50
SINGLE TEMP
3PH/1PH 50Hz 12V/24V

Ref. 1E19967

DRAWING NUMBER
1E19968

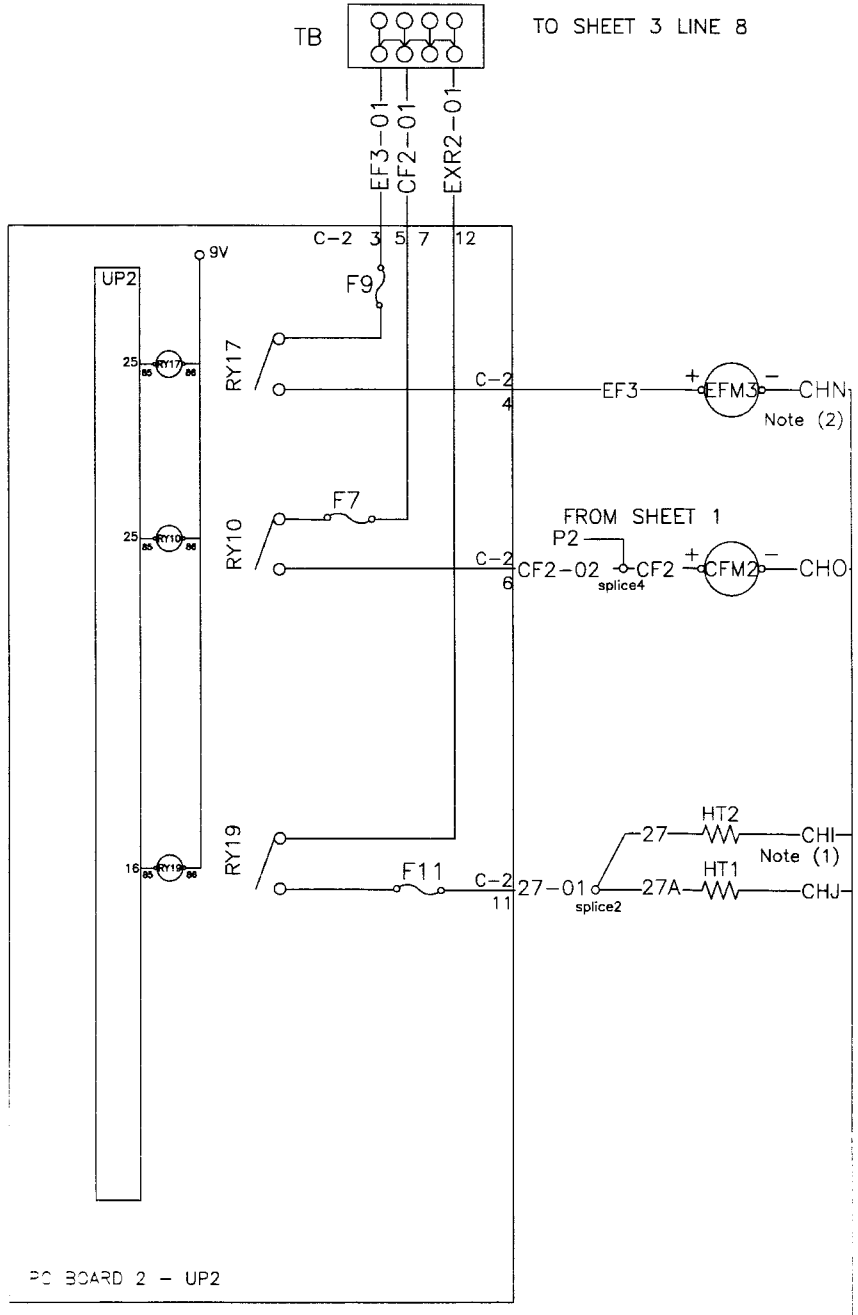
REV. A

DATE 16_Oct_03
M.J.NIS
CHECKED ASendingo
APPROVED M.J.NIS
THIS PART SUPERSEDES ANY OF
DRAWING DATE DESIGN SIZE
SCALE

FINISH:

THIS DOCUMENT CONTAINS PROPRIETARY INFORMATION OF THE THERMO KING CORPORATION. IT IS TRANSMITTED TO YOU IN CONFIDENCE AND TRUST AND IS TO BE RETURNED TO THE THERMO KING CORPORATION. NO CONTENTS HEREIN ARE TO BE REPRODUCED OR TRANSMITTED IN ANY FORM OR BY ANY MEANS, ELECTRONIC OR MECHANICAL, INCLUDING PHOTOCOPYING, RECORDING, OR BY ANY INFORMATION STORAGE AND RETRIEVAL SYSTEM, WITHOUT THE PRIOR WRITTEN PERMISSION OF THERMO KING CORPORATION.

1
2
3
4
5
6
7
8
9
10
11
12
13
14
15
16
17
18
19



TO SHEET 3 LINE 8

PC BOARD 2 - UP2

THE PC BOARD 2 IS LINKED WITH THE PC BOARD 1 INTERNALLY.
 F20: IN ELECTRIC BOX, NEAR CONTACTOR&OVERLOAD
 F21: NEAR BATTERY IN TRUCK
 (*)F2,F3,F4,F5,F6,F7,F8,F11: IN ELECTRIC PC BOARD

Wire In Cab Box	Capacitor		Resistor		Fuses										
	C1	R1	Power	F20	F21	F2(*)	F3(*)	F4(*)	F5(*)	F6(*)	F7(*)	F9(*)	F11(*)		
TXD blue RXD black 9V red CH yel/gr GND shielded	68000µF 40V	2K2 1W	12A		4A	4CA	15A	15A	15A	20A	10A	15A	15A	10A	
			24V			10A	10A	10A	10A	7.5A	10A	10A	7.5A		

Note (1): LIS, LIV and HT1,HT2 only for MAX units.
 Note (2): EF3 will not be connected for V400 unit.
 Note (3): PS5 only for HEAT OPTION.

ITEM	PART NUMBER	REV.	DESCRIPTION	QTY.	MATL. SPEC'S
LIST OF MATERIAL					
DATE	16_Oct_03	DIAGRAM SCHEMATIC			
CHECKED	A.Sendingo	V-400/500/MAX-20/50			
APPROVED	M.J.Nus	SINGLE TEMP			
THIS PRINT SUPERSEDES ANY OF EARLIER DATE. DESTROY SAME.		SHEET 2 OF 3		Ref. 1E19967	
SCALE		MATERIAL: FINISH:		DRAWING NUMBER	
				1E19968	
				REV. A	

IDENT.	LEGEND	AREA
CFM2	CONDENSER FAN MOTOR	8
EFM3	EVAPORATOR FAN MOTOR	6
HT1	HEATERS 1	11
HT2	HEATERS 2	10
TB	TERMINAL BOARD	5
FUSES:		
F7	CONDENSER FAN 2	7,8
F9	EVAPORATOR FAN 3	5,6
F11	HT1,HT2	11
RELAYS:		
RY17	EVAPORATOR FAN 3	4,5
RY10	CONDENSER FAN 2	5
RY19	HT1,HT2	6
ELECTRONIC SYSTEM:		
UP2	CONTROLLER PLATFORM 2 5-15	

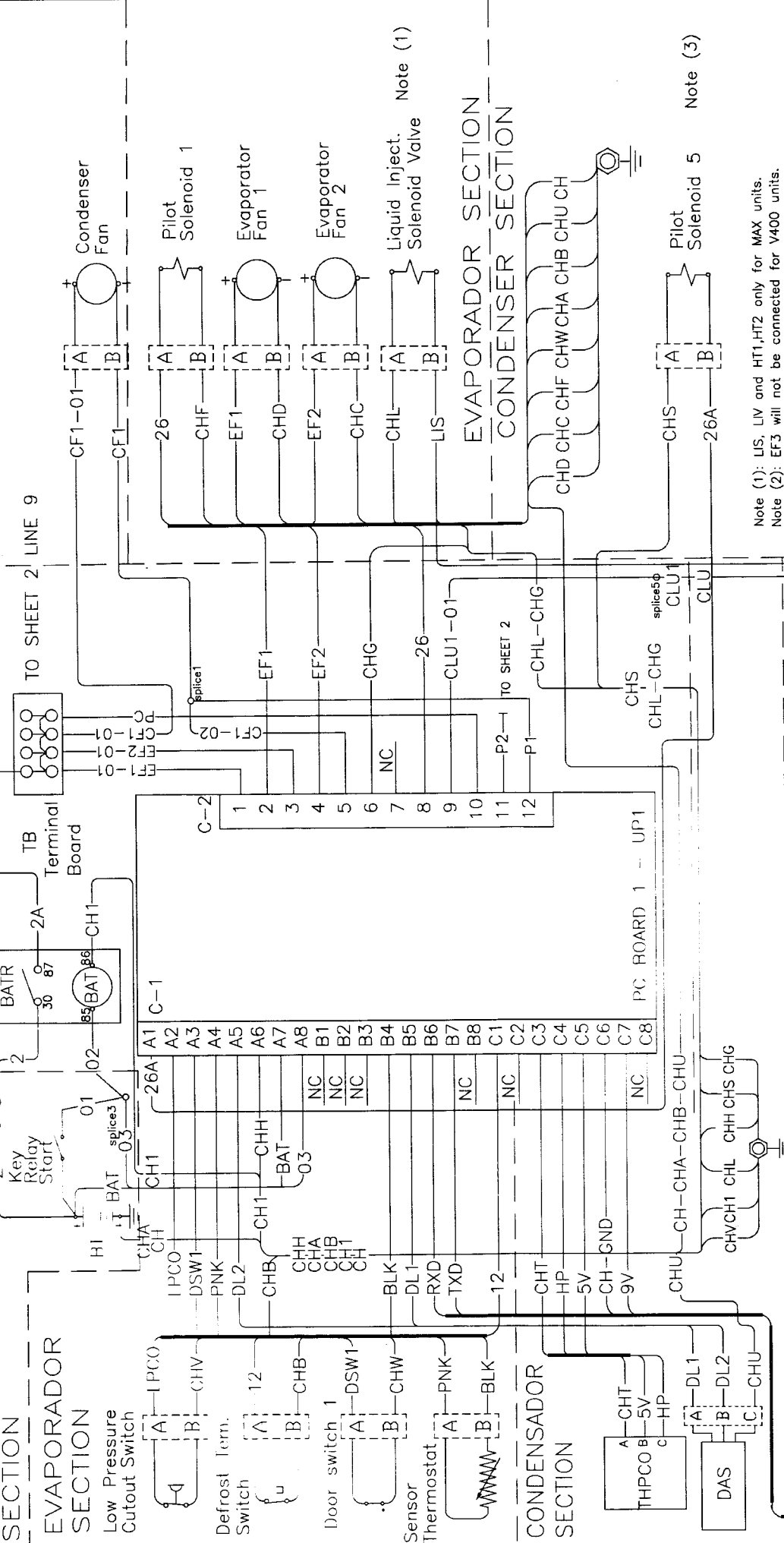
THERMO KING
SEPARATE

THIS DOCUMENT CONTAINS PROPRIETARY INFORMATION OF THE THERMO KING CORPORATION. IT IS TRANSMITTED TO YOU IN CONFIDENCE AND TRUST, AND IS TO BE RETURNED UPON REQUEST. ITS CONTENTS MAY NOT BE DISCLOSED IN WHOLE OR IN PART TO OTHERS OR USED FOR OTHER THAN THE PURPOSE FOR WHICH TRANSMITTED WITHOUT THE PRIOR WRITTEN PERMISSION OF THERMO KING CORPORATION.

REVISIONS
A 10466812.05.04/10/11
RELEASED

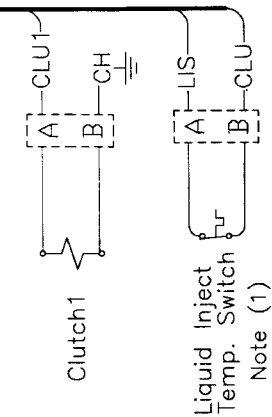
1 2 3 4 5 6 7 8 9 10 11 12 13 14 15 16 17 18 19 20

TRUCK SECTION | CONTROL BOX | CONDENSER SECTION



Note (1): LIS, LIV and HT1,HT2 only for MAX units.
 Note (2): EF3 will not be connected for V400 units.
 Note (3): PS5 only for HEAT OPTION.

TRUCK SECTION



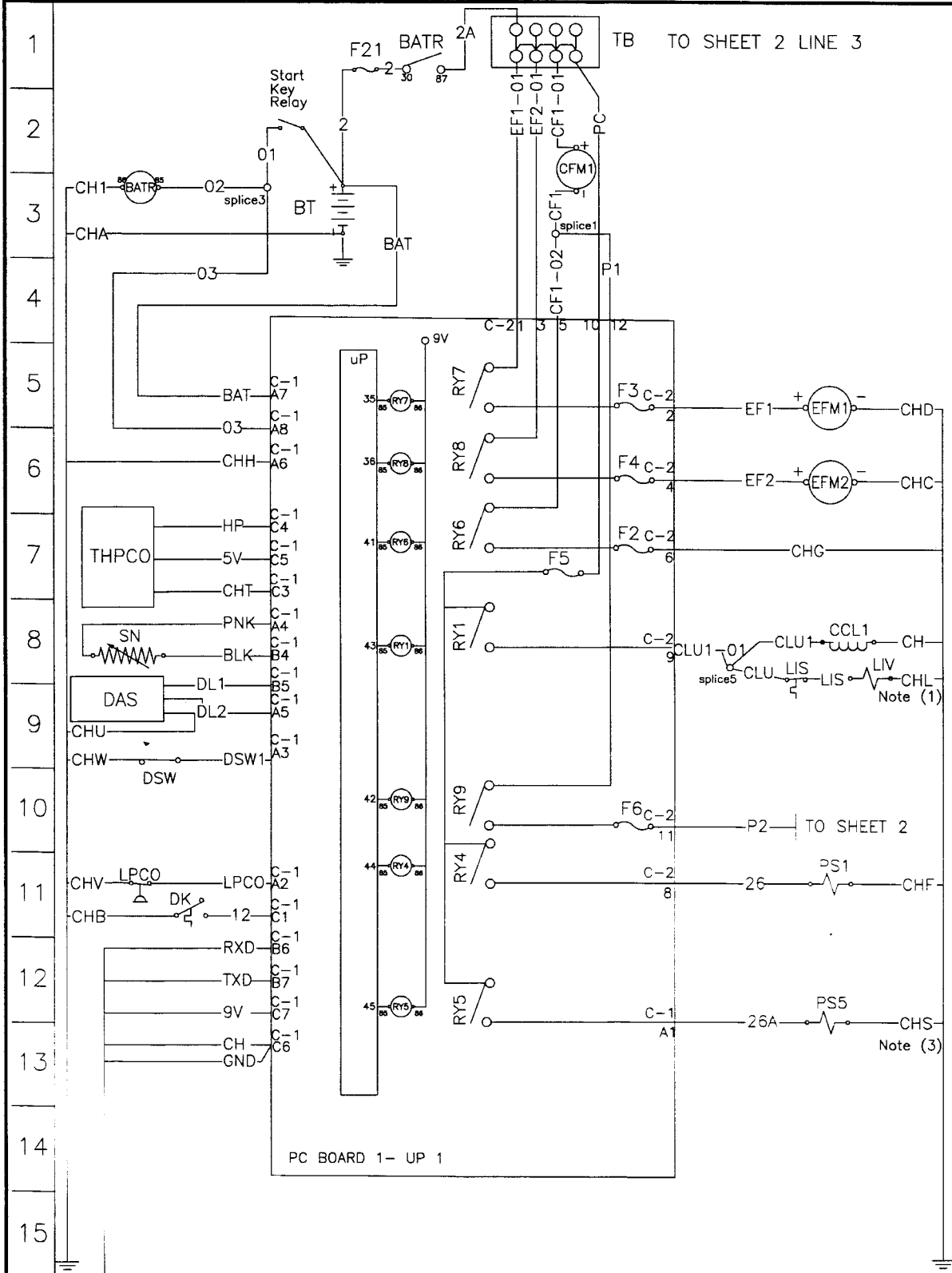
ITEM	PART NUMBER	REV.	DESCRIPTION	QTY.	MATL. SPECS.
LIST OF MATERIAL					
DRAWN	M.J.Nus	DATE	16_Oct_03	DIAGRAM WIRING	
CHECKED	A.Serdino	DATE	12_May_04	V-400/500/MAX-10/30	
APPROVED	M.J.Nus	DATE	12_May_04	SINGLE TEMP	
THIS PRINT SUPERSEDES ANY OF EARLIER DATE. DESTROY SAME.				12V/24V	
MATERIAL:			SHEET 1 of 2		
FINISH:			DRAWING NUMBER		
			1E19987		
			REV.		
			A		

Ref. 1E19988

THE PC BOARD 2 IS LINKED WITH THE PC BOARD 1 INTERNALLY.
 F21: NEAR BATTERY, IN TRUCK
 (*)F2,F3,F4,F5,F6,F7,F9,F11: IN ELECTRIC PC BOARD

Wire in Cab Box	FUSES									
	F21	F22	F3	F4	F5	F6	F7	F9	F10	F11
blue	15A	15A	15A	20A	10A	15A	15A	10A	10A	7.5A
red	40A	10A	10A	10A	10A	10A	10A	10A	10A	7.5A
CH	10A	10A	10A	10A	10A	10A	10A	10A	10A	7.5A
GND										

THIS DOCUMENT CONTAINS PROPRIETARY INFORMATION OF THE THERMO KING CORPORATION. IT IS TRANSMITTED TO YOU IN CONFIDENCE AND TRUST, AND IS TO BE RETURNED UPON REQUEST. ITS CONTENTS ARE NOT TO BE DISCLOSED TO OTHERS OR USED FOR OTHER THAN THE PURPOSE FOR WHICH TRANSMITTED WITHOUT THE EXPRESS WRITTEN PERMISSION OF THERMO KING CORPORATION.



TO SHEET 2 LINE 3

MATERIAL SPEC

QTY:

REV. A

DRAWING NUMBER 1E19988

Ref. 1E19987

SHEET 1 of 2

LIST OF MATERIAL

DIAGRAM SCHEMATIC

V-400/500/MAX-10/30

SINGLE TEMP

12V/24V

ITEM	PART NUMBER	REV.	DESCRIPTION
DRAWN	M.J.Nus		DATE 16_Oct_03
CHECKED	A.Sentidino		DATE 12_May_04
APPROVED	M.J.Nus		DATE 12_May_04
THIS PRINT SUPERSEDES ANY OF EARLIER DATE. DESTROY SAME.			
MATERIAL:		SCALE	
FINISH:			

IDENT.	LEGEND	AREA
CCL1	COMPRESSOR CLUTCH	7,8
CFM1	CONDENSER FAN MOTOR1	2,3
DAS	DATA LOGGER	8
DK	DEFROST TEMP. THERM.	11
DSW	DOOR SWITCH	9
EFM1	EVAPORATOR FAN MOTOR	5
EFM2	EVAPORATOR FAN MOTOR	6
LS	LIQUID INJECTION SWITCH	8
LIV	LIQUID INJECTION SWITCH	8
LPCO	LOW PRESSURE CUTOUT SWITCH	11
PS1	HOST DEFROST HOT GAS SOLENOID VALVE	10,11
PSS	HEAT PILOT SOLENOID	12
SN	SENSOR	7,8
THPCO	HIGH PRESSURE TRANSDUCER	6,7
TB	TERMINAL BOARD	1
FUSES:		
F2	CONDENSER FAN 1	6,7
F3	EVAPORATOR FAN 1	5
F4	EVAPORATOR FAN 2	6
F5	CCL1,LIS,LIV, PS1,C.M.C.PSS	7
F6	CONDENSER FAN 1/2	10
RELAYS:		
RY7	EVAPORATOR FAN 1	4,5
RY8	EVAPORATOR FAN 2	5
RY6	CONDENSER FAN 1	6
RY1	CLUTCH 1, LIS,LIV	7,8
RY9	SERIAL/PARALLEL CFM1/2	9,10
RY4	PS1	10
RY5	PS5	12

ELECTRONIC SYSTEM:

UP1	CONTROLLER PLATFORM 1	4-14
DISPLAY	IN CAB BOX	16,17

THE PC BOARD 2 IS LINKED WITH THE PC BOARD 1 INTERNALLY.
 F21: NEAR BATTERY IN TRUCK
 (*)F2,F3,F4,F5,F6,F7,F8,F11 IN ELECTRIC PC BOARD

Wire In Cab Box	Fuses									
	Power	F21	F2	F3	F4	F5	F6	F7	F9	F11
TXD	12A	40A	15A	15A	15A	20A	10A	15A	15A	10A
RXD										
9V										
CH										
GND	24V		10A	10A	10A	10A	7.5A	10A	10A	7.5A

Note (1): LIS, LIV and HT1,HT2 only for MAX units.
 Note (2): EF3 will not be connected for V400 unit.
 Note (3): PS5 only for HEAT OPTION.

REVISIONS
 A 1504686 12.05.04 MJK
 RELEASED

