



rvs6807

Version 5.3

28.02.2011 /

1 / 6

CSH/CSW

R22

300 kW

50 Hz / 400 V

10.0 K

10.0 K

100%

10.0 K

		100%			75%			50%			25%		
T	SST:	0.0°C			0.0°C			0.0°C			0.0°C		
	:	35.0°C			35.0°C			35.0°C			35.0°C		
	- :	0.03			0.33			0.41			0.23		
	- ():	0.0K			0.0K			0.0K			0.0K		
		Qo	EER	Tc	Qo	EER	Tc	Qo	EER	Tc	Qo	EER	Tc
		kW	W/W	°C	kW	W/W	°C	kW	W/W	°C	kW	W/W	°C
SEER = 2.80		318	3.33	45.0	239	3.09	45.0	159.0	2.64	45.0	79.5	2.58	45.0
1		318	3.33	45.0	239	3.09	45.0	159.0	2.64	45.0	79.5	2.58	45.0
1.1 CSH8561-125		318	3.33	45.0	239	3.09	45.0	159.0	2.64	45.0	79.5	2.58	45.0

!

	100%	75%	50%	25%
1	100%	75%	50%	25%
(0)	35.0°C	35.0°C	35.0°C	35.0°C
(1)	10.0°C	10.0°C	10.0°C	10.0°C
(5)	45.0°C	45.0°C	45.0°C	45.0°C
(7)	45.0°C	45.0°C	45.0°C	45.0°C
(8)	27.1°C	45.0°C	45.0°C	45.0°C
(9)	0.0°C	0.0°C	0.0°C	0.0°C
(10)	10.0°C	10.0°C	10.0°C	10.0°C
2	100%	75%	50%	25%
(5)	(n/a)	(n/a)	(n/a)	(n/a)
(7)	(n/a)	(n/a)	(n/a)	(n/a)
(8)	(n/a)	(n/a)	(n/a)	(n/a)



rvs6807

Version 5.3

28.02.2011 /

2 / 6

CSH/CSW

R22

300 kW

50 Hz / 400 V

10.0 K

10.0 K

100%

10.0 K

		100%	75%	50%	25%
T	SST:	0.0°C 35.0°C	0.0°C 35.0°C	0.0°C 35.0°C	0.0°C 35.0°C
	- :	0.03	0.33	0.41	0.23
	- ()0.0K	0.0K	0.0K	0.0K
	SCT	45.0 °C	45.0 °C	45.0 °C	45.0 °C
	-	318 kW	239 kW	159.0 kW	79.5 kW
	-	318 kW	239 kW	159.0 kW	79.5 kW
	- . (R)	409 kW	311 kW	216 kW	104.8 kW
	.	95.5 kW	76.7 kW	59.6 kW	26.6 kW
EER		3.33 W/W	3.09 W/W	2.64 W/W	2.58 W/W
	LP	6327 kg/h	5201 kg/h	3658 kg/h	1829 kg/h
	ECO		ECO		
	.	1.35 m /h	1.40 m /h	1.52 m /h	0.55 m /h
	-	--	--	--	--

!



rvs6807

Version 5.3

28.02.2011 /

3 / 6

CSH8561-125-40P 100%

CSH/CSW

		R22	
		300 kW	
		50 Hz / 400 V	
		10.0 K	
		10.0 K	100%
		10.0 K	
T	SST:	100%	
		0.0°C	
		35.0°C	
		0.03	
		0.0K	
	SCT	--	
		100.0 %	
		45.0 °C	
		318 kW	
		318 kW	
		409 kW	
		95.5 kW	
		159.5 A	
		3.33 W/W	
		3.33 W/W	
	LP	6327 kg/h	
	HP	7234 kg/h	
	ECO	907 kg/h	
		41.1 kW	
		17.07 °C	
		1.35 m/h	
		--	
		89.2 °C	

: ECO

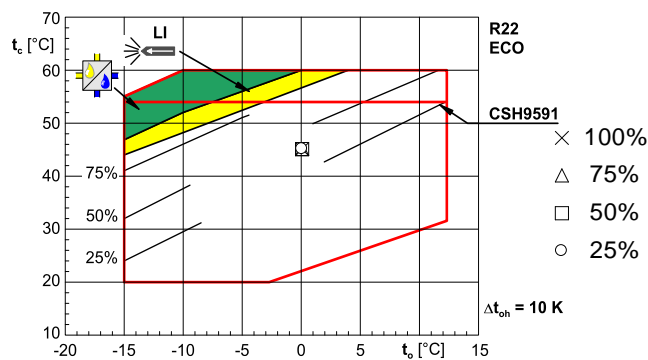


Abb. ähnlich / Fig. similar, © Bitzer



rvs6807

Version 5.3

28.02.2011 /

4 / 6

CSH8561-125-40P 75%

CSH/CSW

R22

300 kW

50 Hz / 400 V

10.0 K

10.0 K

100%

10.0 K

		75%	75%	75%
T	SST:	0.0°C		
		35.0°C		
		0.33		
		0.0K		
		--	28.9 %	71.1 %
		--	100.0 %	75.0 %
	SCT	45.0 °C	45.0 °C	45.0 °C
		239 kW	318 kW	206 kW
		239 kW	318 kW	206 kW
		311 kW	409 kW	272 kW
		76.7 kW	95.5 kW	69.0 kW
		131.9 A	159.5 A	120.7 A
		--	3.33	2.99
EER		3.09 W/W	--	--
	LP	5201 kg/h	7234 kg/h	4742 kg/h
	HP	5463 kg/h	7234 kg/h	4742 kg/h
	ECO	262 kg/h	907 kg/h	--
		11.89 kW	41.1 kW	--
		--	17.07 °C	--
		1.40 m/h	1.35 m/h	1.42 m/h
		--	--	--
		--	89.2 °C	94.3 °C

: ECO

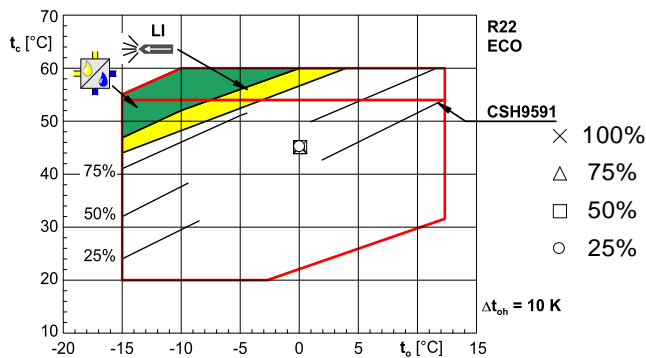


Abb. ähnlich / Fig. similar, © Bitzer



rvs6807

Version 5.3

28.02.2011 /

5 / 6

CSH8561-125-40P 50%

CSH/CSW

R22

300 kW

50 Hz / 400 V

10.0 K

10.0 K

100%

10.0 K

		50%	50%	50%
T	SST:	0.0°C		
		35.0°C		
		0.41		
		0.0K		
		--	30.2 %	69.8 %
		--	75.0 %	50.0 %
	SCT	45.0 °C	45.0 °C	45.0 °C
		159.0 kW	206 kW	138.7 kW
		159.0 kW	206 kW	138.7 kW
		216 kW	272 kW	191.5 kW
		59.6 kW	69.0 kW	55.6 kW
		107.8 A	120.7 A	102.3 A
		--	2.99	2.49
EER		2.64 W/W	--	--
	LP	3658 kg/h	4742 kg/h	3189 kg/h
	HP	3658 kg/h	4742 kg/h	3189 kg/h
		--	--	--
		--	--	--
	ECO	--	--	--
		1.52 m/h	1.42 m/h	1.56 m/h
		--	--	--
		--	94.3 °C	106.4 °C

: ECO

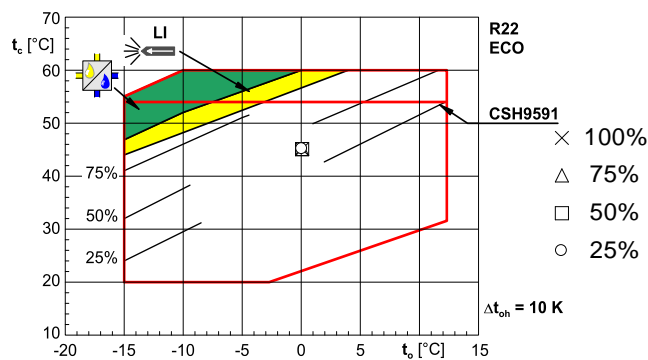


Abb. ähnlich / Fig. similar, © Bitzer



rvs6807

Version 5.3

28.02.2011 /

6 / 6

CSH8561-125-40P 25%

CSH/CSW

R22

300 kW

50 Hz / 400 V

10.0 K

10.0 K

100%

10.0 K

		25%	25%	25%
T	SST:	0.0°C		
		35.0°C		
		0.23		
		0.0K		
		--	38.6 %	--
		--	75.0 %	--
	SCT	45.0 °C	45.0 °C	--
		79.5 kW	206 kW	--
		79.5 kW	206 kW	--
		104.8 kW	272 kW	--
		26.6 kW	69.0 kW	--
		46.5 A	120.7 A	--
		--	2.99	--
EER		2.58 W/W	--	--
	LP	1829 kg/h	4742 kg/h	--
	HP	1829 kg/h	4742 kg/h	--
		--	--	--
		--	--	--
	ECO	--	--	--
		0.55 m/h	1.42 m/h	--
		--	--	--
		--	94.3 °C	--

: ECO

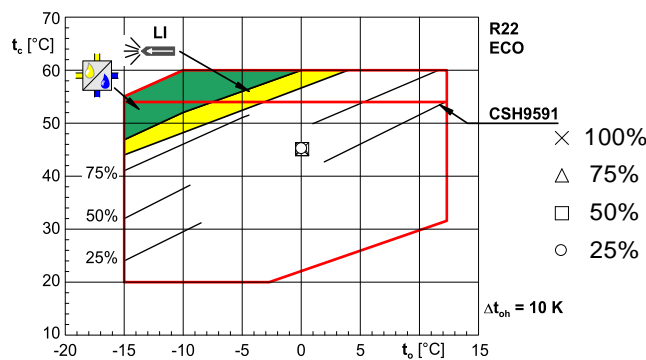


Abb. ähnlich / Fig. similar, © Bitzer