

SECTION 10


SCHEMATIC DIAGRAM

ZONE	ACRONYM	LEGEND
D13	AAT	AMBIENT AIR TEMPERATURE SENSOR
I114	ARL	AUTO RESTART LIGHT (OPTIONAL)
K7	B	BUZZER
J3	BTY	BATTERY
M2	BTYC	BATTERY CHARGER (SOLID STATE)
M2	BTYC2	BATTERY CHARGER 2 (OPTION)
T1	C	COMPRESSOR
V15, R1	CCON	COMPRESSOR CONTACTOR
I8, U16	CCONR	COMPRESSOR CONTACTOR RELAY
D10	CDP	COMPRESSOR DISCHARGE PRESSURE
C12	CDT	COMPRESSOR DISCHARGE TEMPERATURE SENSOR
J9, R2	CDCON	CONDENSER MOTOR CONTACTOR
T3, T4	CDM 1, 2	CONDENSER MOTORS 1 AND 2
L16	2, 3CH	CONDENSATE HEATER (EVAP. 2,3)
D8	CSMV	COMPRESSOR SUCTION MODULATION VALVE
D10	CSP	COMPRESSOR SUCTION PRESSURE
C12	CST	COMPRESSOR SUCTION TEMPERATURE
E4	CT1	DC CURRENT SENSOR
J1	CT2, 3, 4	AC CURRENT SENSOR
D6	DAS	DEFROST AIR SWITCH
C6	DES	DIESEL ELECTRIC SWITCH
I14	DL	DEFROST LIGHT (OPTIONAL)
C7	1DS	DOOR SWITCH EVAP. 1 (OPTIONS CONNECTOR)
C7, C8	2, 3DS	DOOR SWITCH EVAP. 2, 3
C12	1, 2, 3DTT	DEFROST TEMPERATURE SENSOR EVAP. 1, 2, 3
K14	ENCL5	ENGINE COOLANT LOW LEVEL SENSOR (OPT. CONNECT.)
C11	ENCT	ENGINE COOLANT TEMPERATURE
K13	ENOL5	ENGINE OIL LOW LEVEL SENSOR (OPT. CONNECTOR)

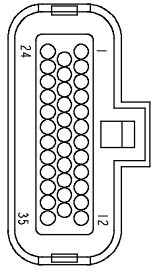
ZONE	ACRONYM	LEGEND
B15	ENOPS	ENGINE OIL PRESSURE SWITCH
D11	ENRPM	ENGINE RPM SENSOR
J9, P2	1EVCON	MOTOR CONTACTOR EVAP. 1
J11, P10	2EVCON	MOTOR CONTACTOR EVAP. 2
J13, R10	3EVCON	MOTOR CONTACTOR EVAP. 3
L10	1EVHTS	EVAP. 1 HIGH TEMPERATURE SWITCH
L11	2EVHTS	EVAP. 2 HIGH TEMPERATURE SWITCH
L12	3EVHTS	EVAP. 3 HIGH TEMPERATURE SWITCH
O2, N10, T10	1, 2, 3EVM	EVAP. 1, 2, 3 MOTORS
D10	EVOP	EVAP. 1 OUTLET PRESSURE
C15	EVOT	EVAP. 1 OUTLET TEMPERATURE
D9	EVXV	EVAP. 1 EXPANSION VALVE
F4	F1	FUSE - PWR 7.5 AMP
G15	F2	FUSE - SPEED RELAY 10.0 AMP
G15	F3	FUSE - RUN RELAY 7.5 AMP
F3	F5	FUSE - MIDI FUSE 80.0 AMP
D4	F6	FUSE - MICRO PWR 15.0 AMP
L2	F7 / F8	FUSE - BATTERY CHARGER 2 OR 4 AMP T. DELAY
P13	F9	FUSE - CONTACTORS 10.0 AMP
P4	F10 / 11 / 12	FUSE - HEATERS 12 AMP QUICK BLOW
Q6	F13 / 14 / 15	FUSE - REMOTE EVAP. 15 AMP TIME DELAY
B16	F 16 / 17	FUSE - CONDENSATE HEATER EVAP. 2 / 3 (5.0 AMP)
J14	FL	FAULT LIGHT
L15	FP	FUEL PUMP (OPTION)
L15	FS	FUEL SOLENOID
U16, D1	GENCON	GENERATOR CONTACTOR
J7, U14, U15	GENCONR	GENERATOR CONTACTOR RELAY

ZONE	ACRONYM	LEGEND
A1	GEN	GENERATOR
K16	GP	GLOW PLUG
J8, D16	GPR	GLOW PLUG RELAY
-	GRD	GROUND
-	GRN	FRAME GROUND
C7	HP1	HIGH PRESSURE CUT-OUT SWITCH
M5, M6, T6	HTR1, 2, 3	ELECTRIC HEATER 1, 2, 3 EVAP.1
N8, N9	2HTR1, 2	ELECTRIC HEATER 1, 2 EVAP. 2
T7, T8	3HTR1, 2	ELECTRIC HEATER 1, 2 EVAP. 3
Q16, J9, P4, P5	HTCON1, 2	HEAT CONTACTOR 1, 2 EVAP. 1
J10, P7, P8, C16	2HTCON1, 2	HEAT CONTACTOR 1, 2 EVAP. 2
J12, S7, S8, C16	3HTCON1, 2	HEAT CONTACTOR 1, 2 EVAP. 3
J10, Q15	HTCON1R	HEAT CONTACTOR 1 RELAY EVAP. 1
K8	IPC	INTERNAL PROTECTOR COMPRESSOR
K9	IPCOM1, 2	INTERNAL PROTECTOR COND. MTR 1, 2
K9	1PEVM1, 2	INTERNAL PROTECTOR EVAP. MTR 1, 2
K11	IP2, 3EVM	INTERNAL PROTECTOR EVAP. 2, 3 MTR
C5	LS	LANGUAGE SWITCH
K10, K12	2, 3LSV	LIQUID SOLENOID VALVE EVAP. 2, 3

ZONE	ACRONYM	LEGEND
E3-E15	MP	MICROPROCESSOR BOARD
E7	OCC	OPTIONAL CONTROL PANEL CONNECTOR
Q11	OCJ1	OPTIONAL CONTROL PANEL CONNECTOR JUMPER
H1	OGF	OVERLOAD GROUND FAULT
E4	PWR	POWER (MICRO)
A3, S14	PRM	PHASE REVERSAL MODULE
T14, D2, U15	PSCON	POWER SUPPLY CONTACTOR
J7, R14	PSCONR	POWER SUPPLY CONTACTOR RELAY
A2	PSR	POWER PLUG
C14	1, 2, 3RAT	RETURN AIR TEMPERATURE EVAP. 1, 2, 3
A4	RCR	RUN CONTROL RELAY
H15	RR	RUN RELAY
D4	RS	UNIT START-RUN/OFF SWITCH
A6, A7	1, 2, 3RS	RUN STOP SWITCH, CP1, CP2, CP3
C13, 15	1, 2 SAT	SUPPLY AIR TEMPERATURE EVAP. 1, 2
K15	SCS	SPEED CONTROL SOLENOID
J6	SLP	SERIAL PORT
I14	SLP2	SERIAL PORT 2
L3	SM	STARTER MOTOR
H15	SR	SPEED RELAY
L16	SS	STARTER SOLENOID
K3	SSC	STARTER SOLENOID CONTACTOR
J8	SSR	STARTER SOLENOID RELAY
J13	UL1, 2	UNLOADER FRONT, REAR



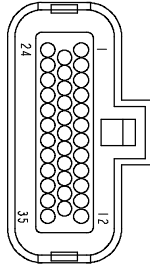
1MP - NATURAL



Component	Terminal
3DTT	3 (21)
3RAT	4 (23)
CDP(C)	5 (16) (30)
EVOP(C)	6 (17) (30)
ENCT	7 (18)
2DTT	8 (21)
CDT	9 (20)
CST	10 (19)
AAT	11 (22)
1RAT	12 (23)
CSP(A)	15 (29) (30) (SP16)
HC1	15 (SP16)
CDP(A)	16 (5) (30) (SP16)
EVOP(A)	17 (6) (30)
ENCT	18 (7) (SP2)
CST	19 (10) (SP14)
EVOT	19 (32) (SP14)
CDT	20 (9)
1DTT	21 (34) (SP42)
2DTT	21 (8) (SP42)
3DTT	21 (3) (SP42)
2SAT	21 (31) (SP42)
AAT	22 (11)
1SAT	23 (35) (SP12)
1RAT	23 (12) (SP12)
2RAT	23 (33) (SP12)
3RAT	23 (4) (SP12)
CSP(C)	29 (15) (30)
CSP(B)	30 (15) (29) (SPK7)
CDP(B)	30 (5) (16) (SPK7)

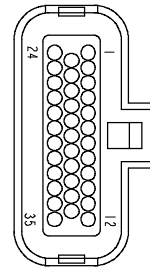
Component	Terminal
EVOP(B)	30 (6) (17) (SPK7)
2SAT	31 (21) (SP42)
EVOT	32 (19)
2RAT	33 (23)
1DTT	34 (21)
1SAT	35 (23)
Unused terminals: 1, 2, 13, 14, 24, 25, 26, 27, & 28.	

2MP - BLACK

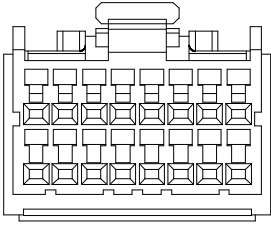
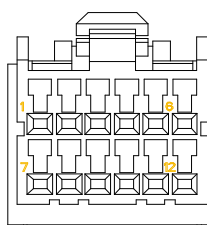
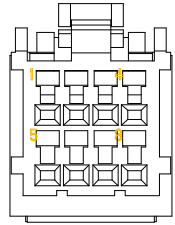


Component	Terminal
HC9	2 (LS)
OCC	3 (J1)
SP46	4
SP45	5
DAS	6
ENRPM-C	7 (18) (31)
CSMV-D	8 (19) (20) (32)
EVXV-B	11 (12) (22) (23) (35)
EVXV-E	12 (11) (22) (23) (35)
OCD	13 (J1)
ENCLS-C	15
OCE	16 (J1)
ENOPS	17
ENRPM-B	18 (7) (31)
CSMV-C	19 (8) (20) (32)
CSMV-A	20 (8) (19) (32)
EVXV-D	22 (11) (12) (23) (35)
EVXV-A	23 (11) (12) (22) (35)
HC19	26
ENOLS-B	28
SP15	29
ENRPM-A	31 (7) (18)
CSMV-B	32 (8) (19) (20)
EVXV-C	35 (11) (12) (22) (23)
Unused terminals: 1, 9, 10, 14, 21, 24, 25, 27, 30, 33, & 34.	

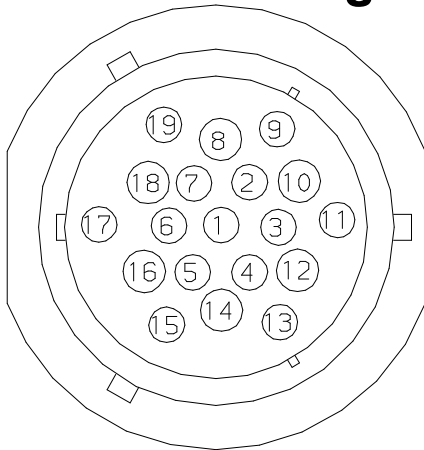
3MP - GREY



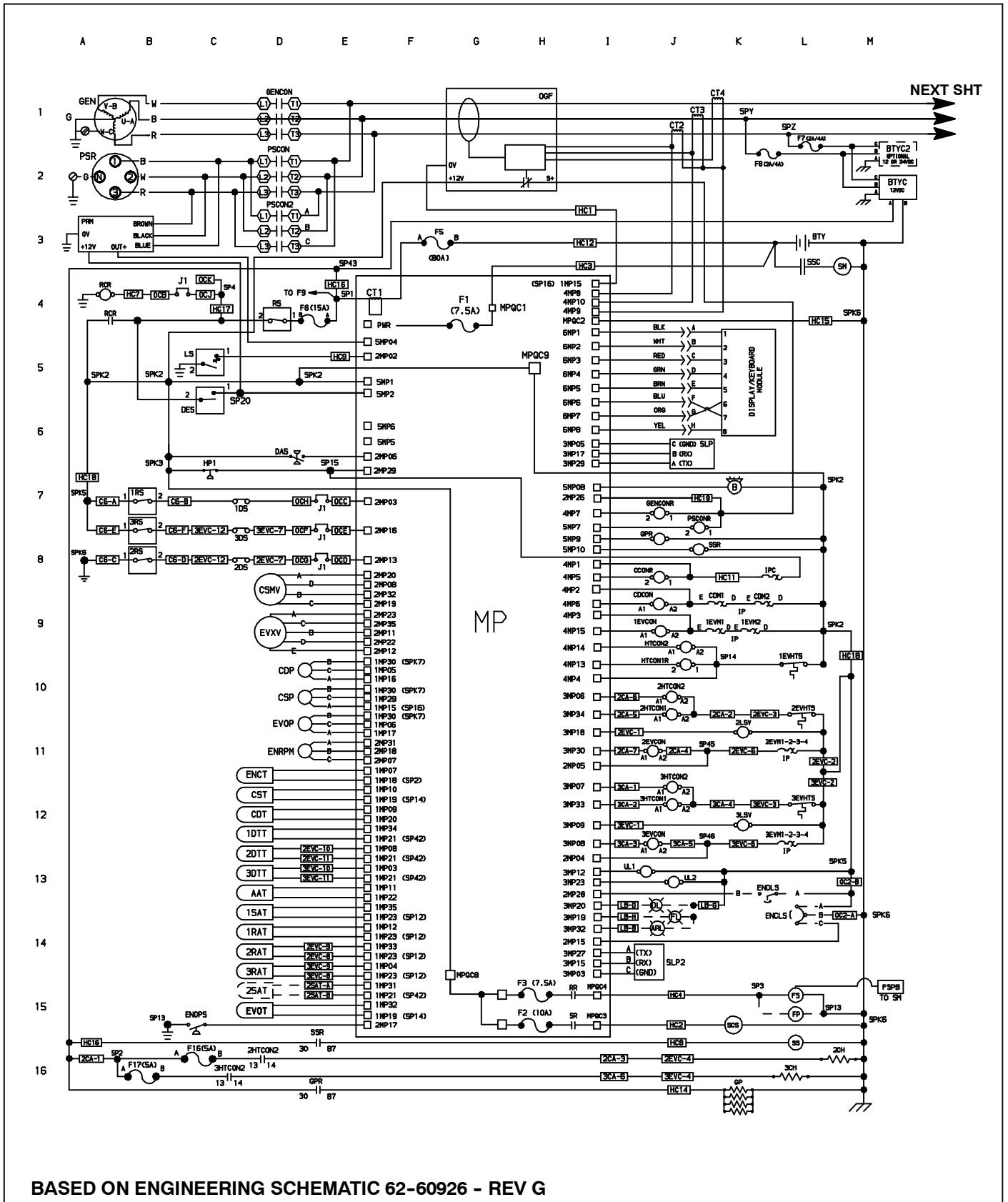
Component	Terminal
SLP2-C	3 (15) (27)
SLP-C	5 (17) (29)
2HTCON2	6
3HTCON2	7
3EVCON	8
3LSV	9
UL1	12
SLP2-B	15 (3) (27)
SLP-B	17 (5) (29)
2LSV	18
FL	19
DL	20
UL2	23
SLP2-A	27 (3) (15)
SLP-A	29 (5) (17)
2EVCON	30
ARL	32
3HTCON1	33
2HTCON1	34
Unused terminals: 1, 2, 4, 10, 11, 13, 14, 16, 21, 22, 24, 25, 26, 28, & 31, & 35	

4 MP		5 MP		6 MP	
					
Component	Terminal	Component	Terminal	Component	Terminal
CCONR-2	1 (5)	MPQCC9/SPK2	1	DISP/KEY1 - BLK	1
CDCON-A2	2 (6)	SP20/DES	2	DISP/KEY1 - WHT	2
1EVCON-A2	3 (15)	PRM-OUT+	4	DISP/KEY1 - RED	3
HTCON1R-2	4 (13) (14) (SP14)	GCS-2	5 (6)	DISP/KEY1 - GRN	4
CCONR-2	5 (1)	GCS-3	6 (5)	DISP/KEY1 - BRN	5
CDCON-A1	6 (2)	PSCONR2	7	DISP/KEY1 - BLU	6
GENCONR-2	7	SPK2	8	DISP/KEY1 - ORG	7
CT2/OGF	8	GPR	9	DISP/KEY1 - YEL	8
CT3/CT4/OGF	9	SSR	10		
CT3/OGF	10				
HTCON1R-2	13 (4) (14)				
HTCON2-A1	14 (4) (13)				
1EVCON-A1	15 (3)				
Unused terminals: 11 & 12.		Unused terminals: 3, 11 & 12		Unused terminals: None	

HC Plug



Component	Terminal
OGF-OV/HC-1	1
HC-2/MPQC-3	2
MPQC-1/HC-3	3
MPQC-1/HC-4	4
RCR-2/HC-7	7
HC-8/SSR-87	8
HC-9/C2-1	9
HC-12/F5-B	12
GPR-87/HC-14	14
GRD/HC-15	15
SP1/HC-16	16
RCR-3/HC17	17
SPK2/HC-18	18
GENCONR-1/HC-19	19
Unused Terminals: 5, 6, 11, & 13	



L M N O P Q R S T U V

